



Lesson Plan Summary

Magic Tree House #39: *Windy Night with Wild Horses*

The ABC's of Magic Tree House *Windy Night with Wild Horses*

An Informational Book (Research Project)

| EACH STUDENT WILL: | COMMON CORE STANDARDS ADDRESSED: |
|---|--|
| <ul style="list-style-type: none">Choose a vocabulary word for each letter of the alphabet from <i>Windy Night with Wild Horses</i>Draw a picture for each vocabulary word from A to ZResearch facts on the subject matter of <i>Windy Night with Wild Horses</i>Write one fact for each vocabulary word. Short paragraph for third grade and above.Write an Author's Concluding Statement or About the AuthorIllustrate a coverRead the ABC book to classmates or present in an exhibit. | <p>READING:</p> <ul style="list-style-type: none">CRAFT AND STRUCTURE (RI1.4, RI2.4, RI3.4, RI4.4, RI5.4) Determine the meaning of words and phrases in a text relevant to grade specific topic or subject area (RI2.4) <p>WRITING:</p> <ul style="list-style-type: none">TEXT TYPES AND PURPOSES (WI1.2, WI2.2, WI3.2, WI4.2, WI5.2) Write informative/explanatory texts in which they introduce a topic, use facts and definitions to develop points, and provide a concluding statement or section. (WI2.2)RESEARCH TO BUILD AND PRESENT KNOWLEDGE (W1.7, W2.7, W3.7, W4.7, W5.7) Participate in shared research and writing projects (e.g., read a number of books on a single topic to produce a report. (W2.7) <p>SPEAKING AND LISTENING:</p> <ul style="list-style-type: none">PRESENTATION OF KNOWLEDGE AND IDEAS (SL1.6, SL2.6, SL3.6, SL4.6, SL5.6) Produce complete sentences when appropriate to task and situation in order to provide requested detail or clarification. (SL2.6) |

MTH39-2S0524

Created by: Paula Cirillo, 2009 Magic Tree House Teacher of the Year, Peach Hill Academy, Moorpark, California




Lesson Plan

Magic Tree House #39: *Windy Night with Wild Horses*

The ABC's of Magic Tree House *Windy Night with Wild Horses*

An informational research book with an ABC structure
(Research Project)



Cover Example

The student goals for this project are threefold:

1. To interact with the book for research
2. To choose the important vocabulary (expert language) for the topic
3. To write the facts in their own words

MATERIALS NEEDED

- Magic Tree House #39 *Windy Night with Wild Horses*
- The ABC Word Chart for each student (enclosed)
- ABC Booklet for each student (enclosed)

PROCEDURE:

- Read or show some ABC mentor texts from your classroom or school library, before and throughout the project, so the students can see the structure of this research project.

MTH39-2LP0524

Created by: Paula Cirillo, 2009 Magic Tree House Teacher of the Year, Peach Hill Academy, Moorpark, California

- As students read the Magic Tree House ***Windy Night with Wild Horses***, they choose important vocabulary words for each letter of the alphabet, write the word on the ABC Tracking chart, and note the page number. Additional books from other authors can be used as a second resource for the project.
- When students complete the ABC Tracking chart, they refer back to the word and page number and find it in the book. They write the a fact or definition (in their own words) and illustrate.
- **HINT:** The students sometimes have difficulty finding a word for a letter of the alphabet. You can help them in several ways.
 - a) Teach them to “**wordplay**”. For example, with the letter X, use it as the second letter of the word and make it an adjective, such as X is for **eXtremely**. It is **eXtremely** cold in Antarctica. Z is for z-z-z. Bears hibernate in the winter.
 - b) Add to their vocabulary and **teach them a new word** when they are stuck.
 - c) Teach them to use the **index** to find words.
- Suggestions


First graders can write the word and illustrate.

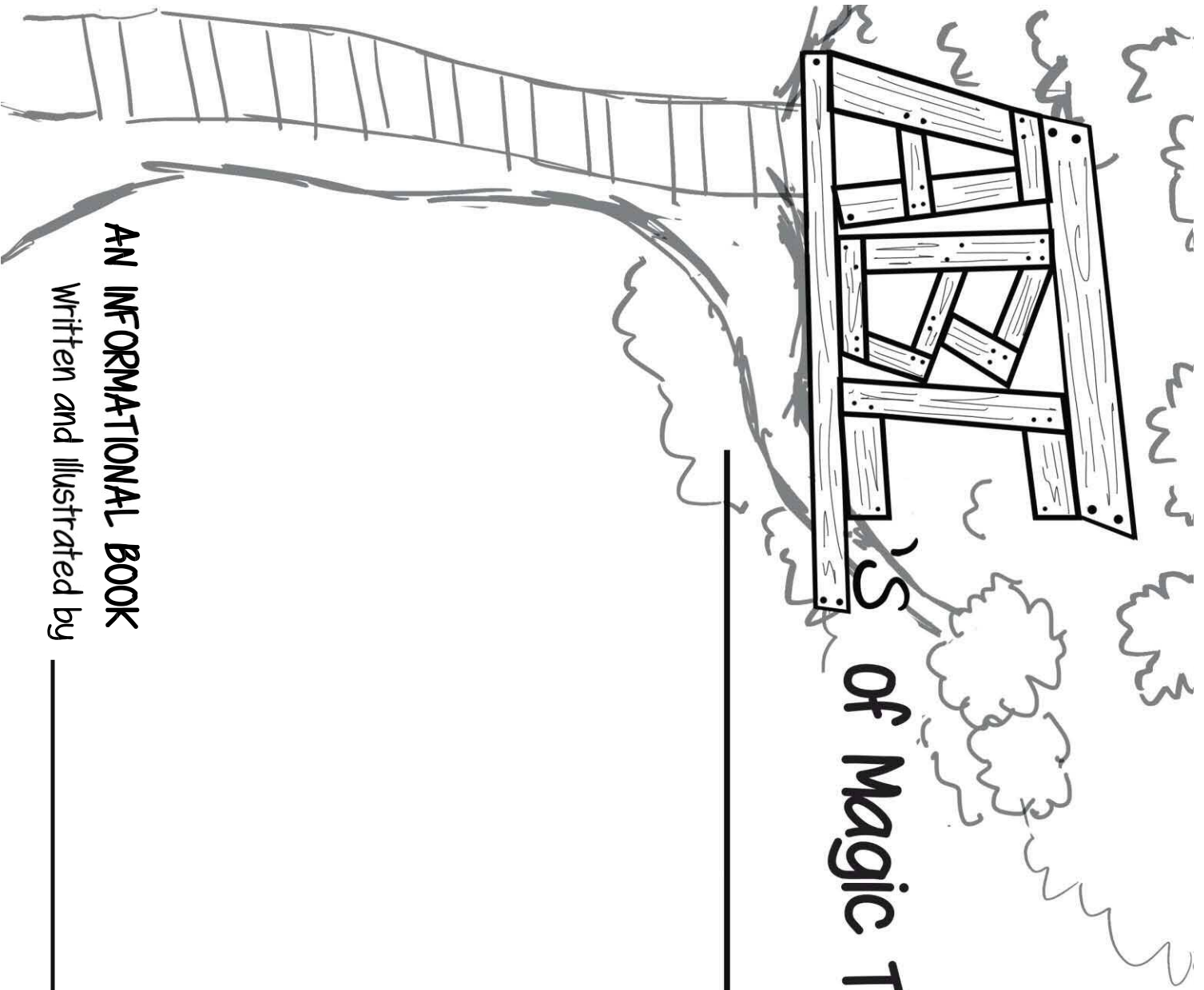
Second graders can write a one sentence fact or definition and illustrate.

Third graders and above can write several sentences and illustrate.
- Please note that there are **two separate Y – Z pages enclosed**. One page ends the book with an ABOUT THE AUTHOR section and the other with a CONCLUDING STATEMENT section. You **choose** how you would like to end it, depending on the grade level and standard(s) you would like to cover.
- This book can be done independently, in a small group with each student researching several words and facts, or a class project where each student is in charge of one letter and the researched fact(s).

FACT TRACKING the ABC's of Magic Tree House

Student Name: _____

| | | | | | |
|-----------------------------|-----------------------------|---|-----------------------------|-----------------------------|-----------------------------|
| A pg. # _____ | B pg. # _____ | C pg. # _____ | D pg. # _____ | E pg. # _____ | F pg. # _____ |
| G pg. # _____ | H pg. # _____ |  <p style="text-align: center;">TOPIC _____</p> | | I pg. # _____ | J pg. # _____ |
| K pg. # _____ | L pg. # _____ | | | M pg. # _____ | N pg. # _____ |
| O pg. # _____ | P pg. # _____ | Q pg. # _____ | R pg. # _____ | S pg. # _____ | T pg. # _____ |
| U pg. # _____ | V pg. # _____ | W pg. # _____ | X pg. # _____ | Y pg. # _____ | Z pg. # _____ |



JOE'S of Magic Tree House

AN INFORMATIONAL BOOK

Written and illustrated by _____

A

is for...

B

is for...

C

is for...

D

is for...

E

is for...

F

is for...

G

is for...

H

is for...

I is for...

J is for...

K is for...

L is for...

M

is for...

N

is for...

O

is for...

P

is for...

Q

is for...

R

is for...

S

is for...

T

is for...

U

is for...

V

is for...

W

is for...


X

is for...

Y is for...

Z is for...

Concluding Statement ...



Y is for...

Z is for...

About The Author ...

