



Lesson Plan Summary

Magic Tree House #36: *Sunlight on the Snow Leopard*

“A Mountain of Writing”

Informational Writing

EACH STUDENT WILL:	COMMON CORE STANDARDS ADDRESSED:
<ul style="list-style-type: none">• Read and discuss new vocabulary words and historical/scientific facts in the #36 <i>Sunlight on the Snow Leopard</i> and <i>Snow Leopards and Other Wild Cats</i> Fact Tracker.• View and discuss anticipatory informational video clips• Compose a list of nouns, verbs, adjectives and adverbs related to snow leopards• Draw a diagram, illustration, or map with a caption.• Write a one or three paragraph (depending on level) informational writing piece using main idea, three supporting details and a concluding sentence.	<p>READING:</p> <ul style="list-style-type: none">• KEY IDEAS AND DETAILS (RI1.1, RI2.1, RI3.1, RI4.1) Ask and answer such questions as <i>who, what, where, when, why</i> and <i>how</i> to demonstrate understanding of key details in a text, (RI2.1)• CRAFT AND STRUCTURE (RI2.4, RI3.4) Determine the meaning of words and phrases in a text relevant to grade specific topic or subject area (RI2.4)• CRAFT AND STRUCTURE (RI2.5, RI3.5) Know and use various text features to locate key facts or information in a text efficiently (RI2.5) <p>WRITING:</p> <ul style="list-style-type: none">• PRODUCTION AND DISTRIBUTION OF WRITING (W2.5, W3.5) With guidance and support from adults and peers, focus on a topic and strengthen writing as needed by revising and editing (W2.5, W3.5)• RESEARCH TO BUILD AND PRESENT KNOWLEDGE (W2.7, W3.7) Participate in shared research and writing projects (W2.7)

36-4S0322

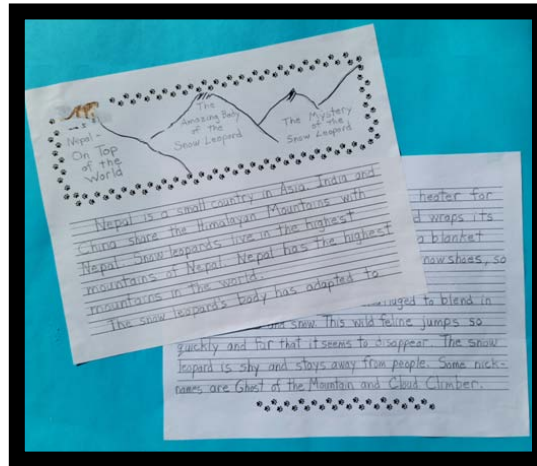
Created by: Paula Cirillo, 2009 Magic Tree House Teacher of the Year, Los Angeles, California

Lesson Plan

Magic Tree House #36: *Sunlight on the Snow Leopard*

“A Mountain of Writing”

INFORMATIONAL WRITING



- Explore Nepal and the Himalayan Mountains with Jack and Annie
- Set schema for the students with anticipatory activities to anchor their understanding of this journey
- Conclude with a “question technique” writing strategy to teach paragraph writing using main idea, detail sentences and a concluding sentence.

OVERALL PROCEDURE:

This lesson writing activity can be leveled to:

- **Early writing level** – Scaffold “one paragraph informational writing” for a beginning writer.
- **Intermediate level** - Introduce “three paragraph informational writing” by combining the three pre-write paragraphs.

For the purpose of this lesson, the three pre-writes are related so they can be re-written as a three paragraph writing piece.

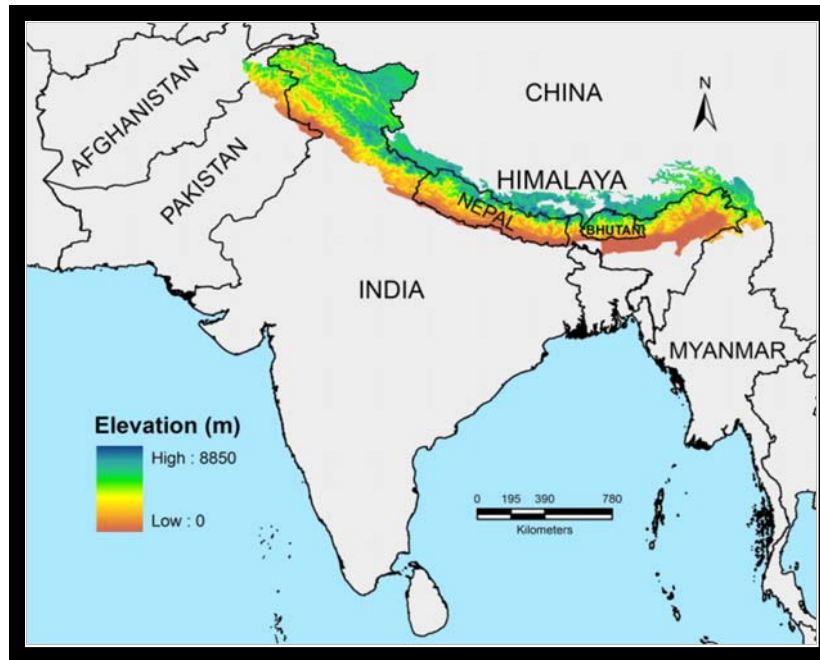
36-4LP0322

Created by: Paula Cirillo, 2009 Magic Tree House Teacher of the Year, Los Angeles, California

Copyright © 2022, Mary Pope Osborne, Classroom Adventures Program, all rights reserved.

LESSON ONE

Nepal – On Top of the World



Suggestion: Explore Nepal and the Himalayan Mountains to set the scene for the paragraph pre-write. Use this map which is also on the student pre-write.

MATERIALS NEEDED:

- **#36 *Sunlight on the Snow Leopard***
- ***Snow Leopards and Other Wild Cats* Fact Tracker**
- Links to you-tube videos (in Directions)
- Classroom maps or books to provide schema (optional)
- Copy of *Nepal* paragraph pre-write worksheet for each student (In Appendix)
- Copy of paragraph final draft paper for each student (In Appendix)

DIRECTIONS:

1. To give the students some schema (background knowledge) of the Nepal area, show these video clips before reading **#36 Sunlight On The Snow Leopard**
 - The Himalayas from 20,000 ft. – Teton Gravity Research (2:30)
<https://www.youtube.com/watch?v=-hTVNidxg2s>
 - Mount Everest Facts and History – Fun Facts for Kids/Educational Videos by Mocomi (2:30)
<https://www.youtube.com/watch?v=QgkgKHu1gt0>
2. Start reading the **#36 Sunlight on the Snow Leopard** and use passages in the **Snow Leopards and Other Wild Cats** Fact Tracker to establish where Nepal is on the map (pages 33-34), use classroom globes, maps, or any other supporting materials to support the lesson.
3. Present the pre-write worksheet to create a paragraph with main idea, details, and concluding sentence.
4. Suggested Teacher Answer Key – answers will vary :

Title: Nepal – On Top of the World

Main idea: Nepal is a small country in Asia.

Detail: India and China share the Himalayan Mountains with Nepal.

Detail: Mt. Everest is the highest mountain peak in the world.

Detail: Snow Leopards live in the highest mountains of Nepal.

Concluding sentence: Nepal has the highest mountains in the world.

LESSON TWO

The Amazing Body of the Snow Leopard



Suggestion: Create a diagram (use a photograph or a directed draw) as the students learn and discuss and label the body part adaptations.

MATERIALS NEEDED:

- **#36 Sunlight on the Snow Leopard**
- ***Snow Leopards and Other Wild Cats*** Fact Tracker
- Links to you-tube videos (in Directions)
- Classroom books, stuffed animals or relics to provide schema (optional)
- Copy of *The Amazing Body of the Snow Leopard* paragraph pre-write for each student (in Appendix)
- Copy of paragraph final draft for each student (in Appendix)

DIRECTIONS:

1. As you are reading the book **#36 Sunlight on the Snow Leopard**, show these two short you-tube videos about Snow Leopards and *Teaching Tool fact cards*:

<https://www.youtube.com/watch?v=JTlveCrymV8>

Snow Leopard 101 – National Geographic Wild (4:05)

<https://kids.nationalgeographic.com/5-reasons-why/article/5-reasons-snow-leopards>

Five fun picture/word cards with facts about the snow leopard

2. Next, brainstorm as a class, and jot down on a large classroom chart some of the words and facts that described the snow leopard.
3. Create a diagram of the snow leopard's adaptive body parts for easy reference. (optional)
4. Present the pre-write worksheet to create a paragraph with main idea, details, and concluding sentence.
5. Suggested Teacher Answer Key – answers will vary :

Title: The Amazing Body of the Snow Leopard

Main idea: The snow leopard's body has adapted to cold weather.

Detail: Its nose is like a heater for breathing in the cold air.

Detail: The leopard wraps its very long tail around its body like a blanket to keep warm.

Detail: The paws are like snowshoes, so the leopard can walk on the snow.

Concluding sentence: These amazing body parts help the snow leopard survive in extremely cold weather.

LESSON THREE

The Mystery of the Snow Leopard



Suggestion: Enlarge this picture and ask students to find the snow leopard.

MATERIALS NEEDED:

- **#36 Sunlight on the Snow Leopard**
- ***Snow Leopards and Other Wild Cats Fact Tracker***
- Chart paper for brainstorming with students
- Copy of *The Mystery of the Snow Leopard* paragraph pre-write for each student (in Appendix)
- Copy of paragraph final draft for each student (in Appendix)

DIRECTIONS:

1. As you are reading the book **#36 Sunlight on the Snow Leopard** and **Snow Leopards and other Wild Cats** Fact Tracker, brainstorm with the students and keep a running class list of nicknames, and descriptive words for the snow leopard. Jot down on a large classroom chart some of these descriptive words. Here is a suggested list:

NICKNAMES	DESCRIBING WORDS
The Gray Ghost Cloud Climber Guardian of the Mountains Phantom	elusive shy disappear invisible camouflage blend high jumpers wise solitary sacred

2. Present the pre-write worksheet to create a paragraph with main idea, details, and concluding sentence.
3. Suggested Teacher Answer Key – answers will vary:

Title: The Mystery of the Snow Leopard

Main idea: The snow leopard is camouflaged to hide from people and animals.

Detail: The spotted fur of this animal can blend in with rocks and snow.

Detail: The leopard goes fast, high and long in one jump, seeming to disappear.

Detail: They feel shy and run away from people.

Concluding sentence: Snow leopards are called Cloud Climbers, the Gray Ghost of the Mountains and the Guardian of the Mountains.

Appendix

- *Nepal – On Top of the World* pre-write worksheet
- *The Amazing Body of the Snow Leopard* pre-write worksheet
- *The Mystery of the Snow Leopard* pre-write worksheet
- Blank pre-write template (Optional: to create your own questions)
- Final draft stationary (student can draw a picture)
- Final draft stationary with snow leopard (top page) for three paragraph writing
- Additional page stationary for three paragraph writing

Directions: Write a paragraph with a main idea, three supporting details, and a concluding sentence by answering these questions. **WRITE IN COMPLETE SENTENCES.**

Title: Nepal - On Top of the World

Question (main idea): Is Nepal a small or large country and on what continent is it?

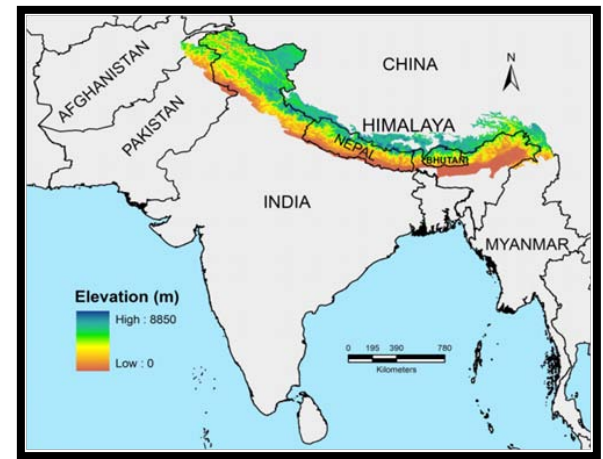


Question (detail): Which two big countries share the Himalayan Mountain Range with Nepal?

Question (detail): What is the highest mountain peak in the world?

Question (detail): What big cats live in the high mountains of Nepal?

Question (concluding sentence): Why do people say that Nepal is on top of the world?



Directions: Write a paragraph with a main idea, three supporting details, and a concluding sentence by answering these questions. **WRITE COMPLETE SENTENCES.**



Title: The Amazing Body of the Snow Leopard

Question (main idea): How can the snow leopard survive in the coldest weather?



Question (detail): How does the snow leopard breathe in extreme cold weather?

Question (detail): How does the tail help the snow leopard to survive?

Question (detail): What is special about the paws?

Question (concluding sentence): What helps the Snow Leopard survive in extreme cold weather?

Directions: Write a paragraph with a main idea, three supporting details, and a concluding sentence by answering these questions. **WRITE COMPLETE SENTENCES.**



Title: The Mystery of the Snow Leopard

Question (main idea): Why is the snow leopard hard to find?



Question (detail): How does the snow leopard camouflage?

Question (detail): Why does this big cat seem to just disappear?

Question (detail): Why does the snow leopard stay away from people?

Question (concluding sentence): What are some nicknames for this mysterious cat?

Directions: Write a paragraph with a main idea, three supporting details, and a concluding sentence by answering these questions. **WRITE COMPLETE SENTENCES.**



Title:

Question (main idea):



Question (detail):

Question (detail):

Question (detail):

Question (concluding sentence):



Handwriting practice lines consisting of ten sets of horizontal lines. Each set includes a solid top line, a dashed midline, and a solid bottom line, providing a guide for letter height and placement.



Handwriting practice lines consisting of ten sets of horizontal lines. Each set includes a solid top line, a dashed middle line, and a solid bottom line, providing a guide for letter height and placement.

Handwriting practice lines consisting of 12 sets of three horizontal lines (top solid, middle dashed, bottom solid).

