



Lesson Plan Summary

Magic Tree House #31: Warriors in Winter

Meet A Warrior – A character study of a warrior

EACH STUDENT WILL:	COMMON CORE STANDARDS ADDRESSED:
<ul style="list-style-type: none">• Develop vocabulary and understand character trait words• Discuss and cite examples from the book to support character traits of a warrior• Create sentences in an I am__because__ sentence frame• Research and write facts about a warrior highlighting character traits• Create character drawings	<p>(The standard for one grade level is explained. The codes for applicable grade levels are listed.)</p> <p>READING: CRAFT AND STRUCTURE (RI1.4, RI2.4, RI3.4, RI4.4, RI5.4) Determine the meaning of words and phrases in a text relevant to grade specific topic or subject area (RI2.4)</p> <p>WRITING: PRODUCTION AND DISTRIBUTION OF WRITING (W1.5, W2.5, W3.5) With guidance and support from adults and peers, focus on a topic and strengthen writing as needed by revising and editing (W2.5)</p> <p>SPEAKING AND LISTENING: PRESENTATION OF KNOWLEDGE AND IDEAS (SL1.6, SL2.6, SL3.6, SL4.6,SL5.6) Produce complete sentences when appropriate to task and situation in order to provide requested detail or clarification (SL2.6)</p> <p>VISUAL ARTS:</p> <ul style="list-style-type: none">• Creative responses to texts

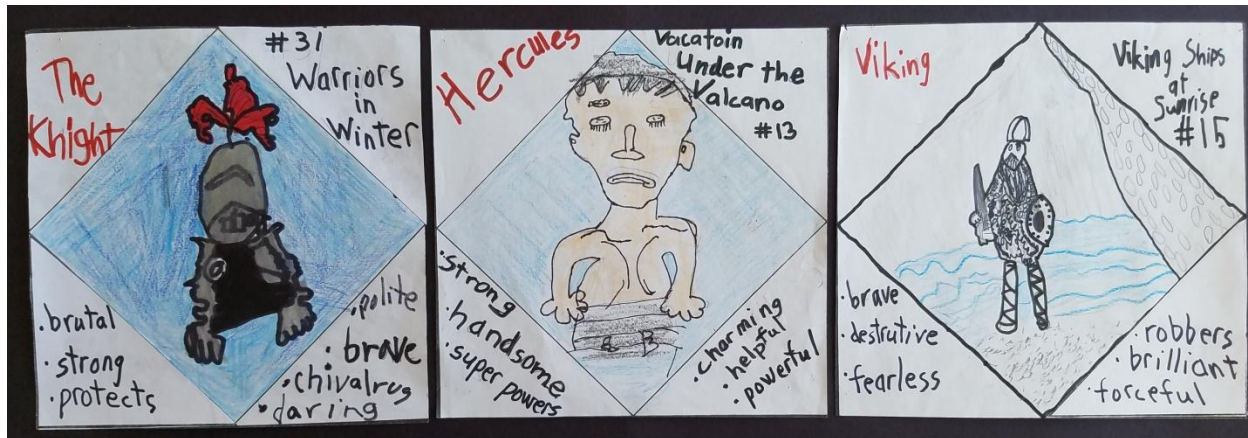
31-5S0219

Lesson Plan

Magic Tree House #31: Warriors in Winter

Meet a Warrior

A character study of a warrior



Materials Needed:

- Copies of #31 *Warriors in Winter*
- *Warriors* Fact Tracker
- Optional – other Fact Trackers such as *Vikings*, *China*, *Pirates*, *Ancient Rome*, *Ancient Greece*, *Ninjas* and other Magic Tree House books which include warriors
- “Warrior template square” for each student (in appendix)
- “Directions template” (in appendix)
- Lined writing paper for the back of the template (in appendix)
- Copy of “Character Traits of a Warrior” for each student (in appendix)
- Markers, crayons, or colored pencils


31-5LP0219

Created by: Paula Cirillo, 2009 Magic Tree House Teacher of the Year Peach Hill Academy Moorpark, California

DIRECTIONS

Part One

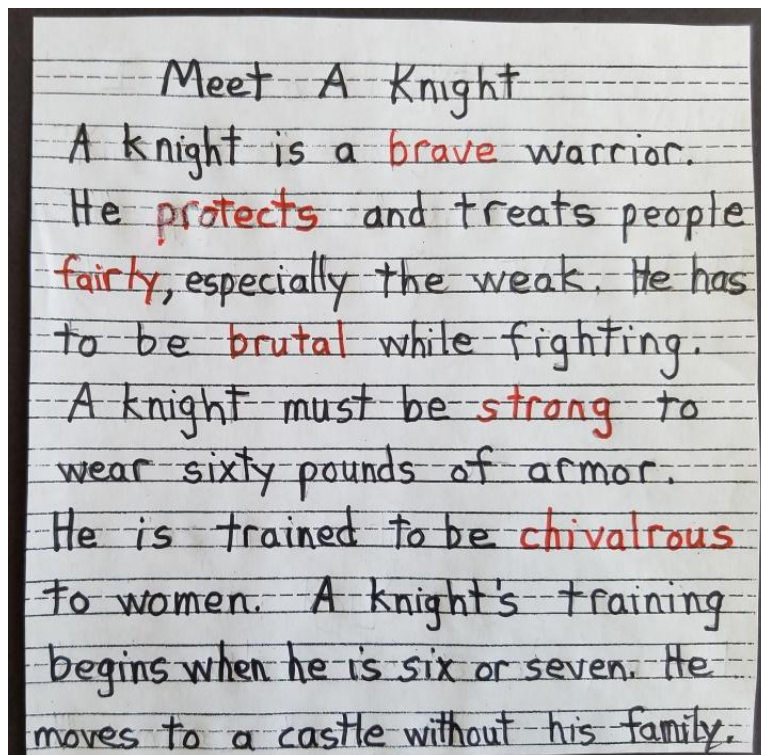
1. Read *Warriors in Winter* as a read aloud, in small reading groups, or whatever way works best for your class.
2. Each student will select a warrior of choice from *Warriors in Winter*, the *Warriors* Fact Tracker, or any of the books mentioned in the optional section of Materials Needed.
3. Discuss the “Character Traits of a Warrior” resource sheet in the appendix. The students will choose 4-6 traits which best describe their chosen warrior.
4. Give each student a “Warrior template” to fill in as suggested in the “Directions template” in appendix. (Draw a picture of the warrior, list the book where the facts were tracked, list the characteristics of the warrior, and write the warrior name in red, so it pops.)
5. The students will further explain why their warrior demonstrates each trait, if you continue on to Part Two of this lesson.



PART TWO

1. Each student will write about the warrior on the writing paper template.
2. Differentiate this part of the writing lesson according to grade level or ability level.
3. The student will choose a character trait and will go fact tracking to find evidence of the warrior's traits.
4. Below are two different ways to show evidence of the warrior's character traits.

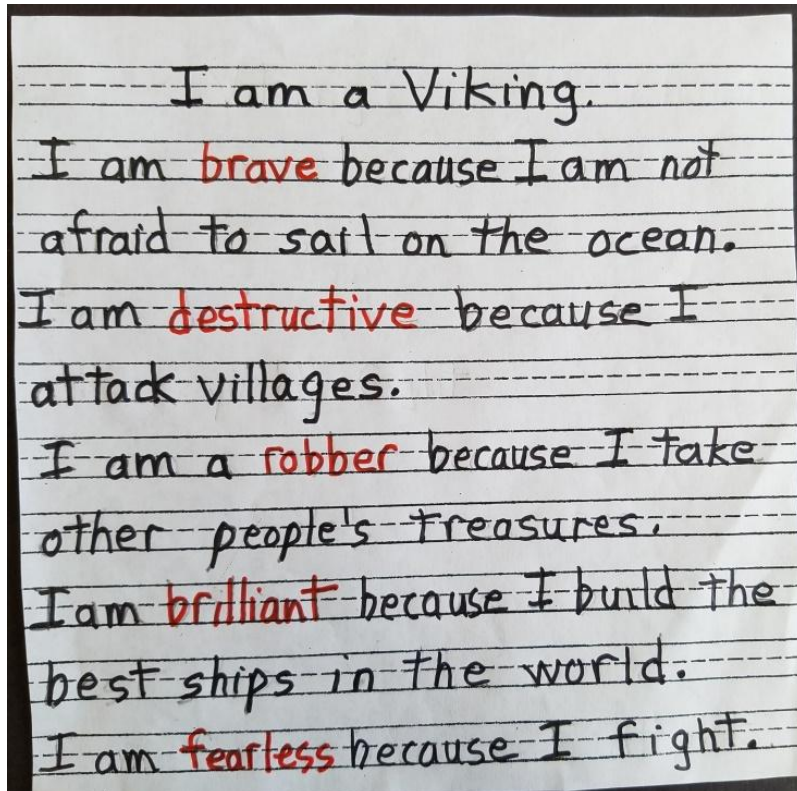
A) LIST FACTS ABOUT THE WARRIOR:



Meet A Knight
A knight is a brave warrior.
He protects and treats people fairly, especially the weak. He has to be brutal while fighting.
A knight must be strong to wear sixty pounds of armor.
He is trained to be chivalrous to women. A knight's training begins when he is six or seven. He moves to a castle without his family.

B) USE THE SENTENCE FRAME:

I am _____ because _____.



5. Paste the writing template to the back of the warrior template to hang, paste both on construction paper to display on a bulletin board, or make a class book.

Appendix

- **Character Traits of a Warrior – resource sheet**
- **Directions template (for teacher)**
- **Warrior template (for students)**
- **Writing paper template (for students)**

CHARACTER TRAITS OF A WARRIOR

barbaric	generous	responsible
brave	giving	ruthless
brilliant	helpful	selfless
brutal	honest	sensible
caring	humble	sensitive
compassionate	integrity	serious
courageous	loyal	sincere
cruel	mean	skilled
daring	mindful	stoic
destructive	open-minded	supportive
diligent	passionate	tender-hearted
fair	patient	thoughtful
fierce	perseverance	trustworthy
faithful	powerful	vicious
fearless	protector	violent
forceful	rebellious	
gallant	reliable	

Template directions for

MEET A WARRIOR

name of warrior

title of book


drawing of warrior

- trait
- trait
- trait

- trait
- trait
- trait

Student template for

MEET A WARRIOR



Writing paper for the back of the student template

The image shows a large rectangular area containing 15 sets of primary-ruled writing lines. Each set consists of a solid top line, a dashed midline, and a solid bottom line. The lines are evenly spaced and cover the majority of the page's width and height, leaving margins at the top and bottom.