



Lesson Plan Summary Magic Tree House #31: Warriors in Winter

Story Mapping with Annie

Write a summary using Warriors in Winter

<p>EACH STUDENT WILL:</p> <ul style="list-style-type: none">• Fill in a “story map” with setting, character, main events and details of the story.• Write a summary or re-telling of the main events in the story.	<p>COMMON CORE STANDARDS ADDRESSED:</p> <p>(The standard for one grade level is explained. The codes for applicable grade levels are listed.)</p> <p>READING:</p> <ul style="list-style-type: none">• KEY IDEAS AND DETAILS (RI1.1, RI2.1, RI3.1, RI4.1) Ask and answer such questions as who, what, where, when, why and how to demonstrate understanding of key details in a text, (RI2.1) <p>WRITING:</p> <ul style="list-style-type: none">• RESEARCH TO BUILD AND PRESENT KNOWLEDGE (W1.8, W2.8, W3.8, W4.8) Recall information from experiences or gather information from print and digital sources; take brief notes on sources and sort evidence into provided categories. (W2.8)
---	---

31-3S0119

Created by: Paula Cirillo, 2009 Magic Tree House Teacher of the Year, Peach Hill Academy, Moorpark, California



Lesson Plan Magic Tree House #31: Warriors in Winter

Story Mapping with Annie

Write a summary using Warriors in Winter

MATERIALS NEEDED:

- Warriors in Winter
- *Story Mapping with Annie* worksheet for each student (included)
- Post-it notes for each student
- Colored pencils or crayons

DIRECTIONS:

The student will copy information onto the *Story Mapping with Annie* worksheet as they read.

CHAPTER ONE (Start at the **icon of the book**)

- Who pointed to the picture in the book? (Jack or Annie?)
- What is the picture Jack or Annie pointed to?
- What is the name of this magic book which starts the adventure?
- Move to the Mission Key **scroll** to fill in the goal of the mission for this book.

CHAPTER TWO

- Move to the **tree house window**. Draw the setting of where the tree house landed.
- Write the name of the time period under the tree house window.
- Move to the Chapter 2 **star**. Write the first main event upon landing in the new setting.

CHAPTERS THREE – TEN

- Student puts a post-it note on the page of the main event that happens in each of the next eight chapters. Jot down the event on the post-it. (Sometimes there is more than one event or the students get distracted by the details.)
- Teacher checks post-it note for accuracy. This continued practice with each story will teach the students how to choose the main events for re-telling a story.
- Student will write a few words or a sentence describing the main event of the chapter near the **circled chapter number**.

31-3LP0119

Created by: Paula Cirillo, 2009 Magic Tree House Teacher of the Year, Peach Hill Academy, Moorpark, California

Story Mapping with Annie for _____

(Title of Book)


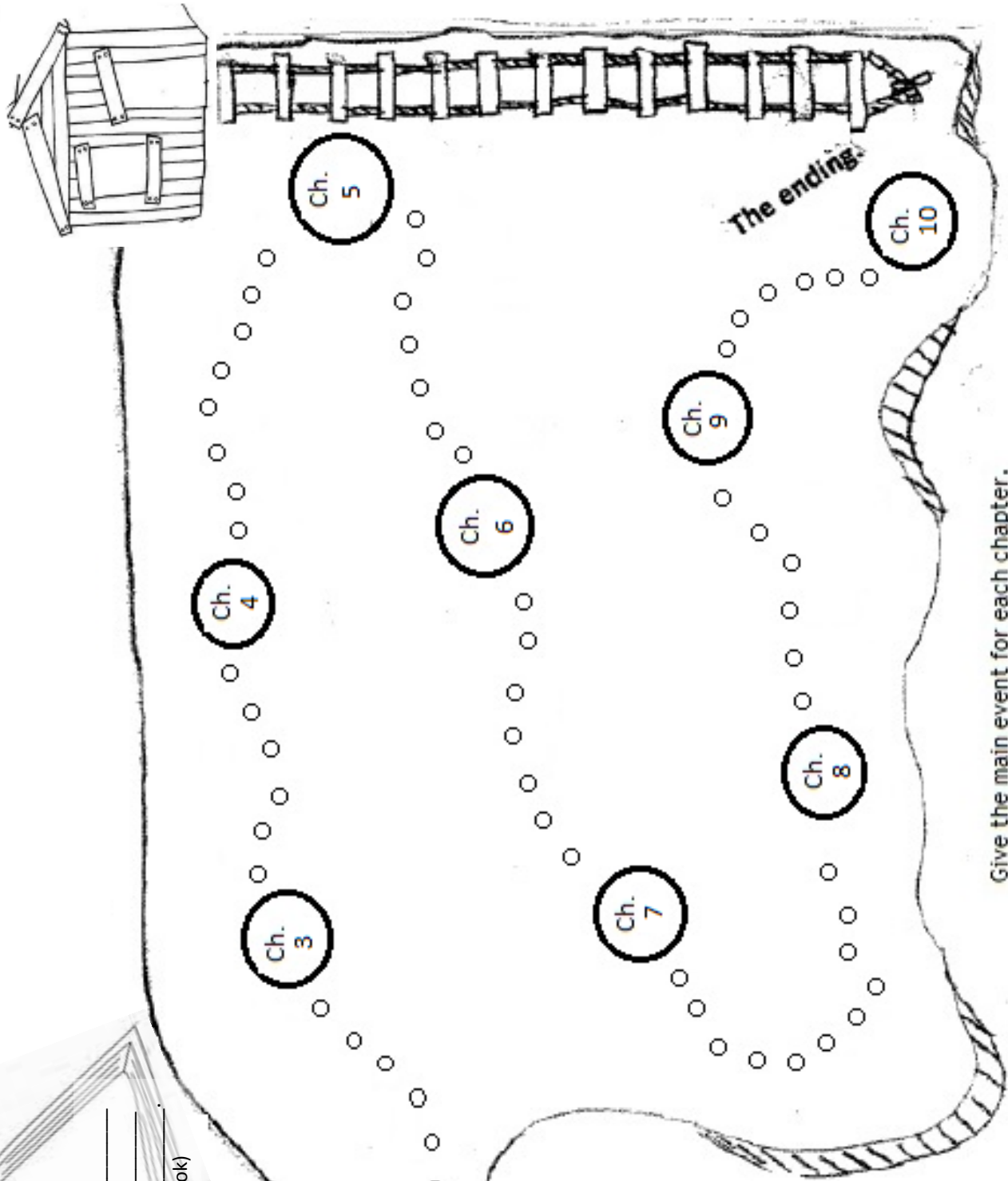
Chapter 7



It all began when _____
pointed to the _____
picture in the _____
(magic book)

Mission Key

The goal of this mission is _____



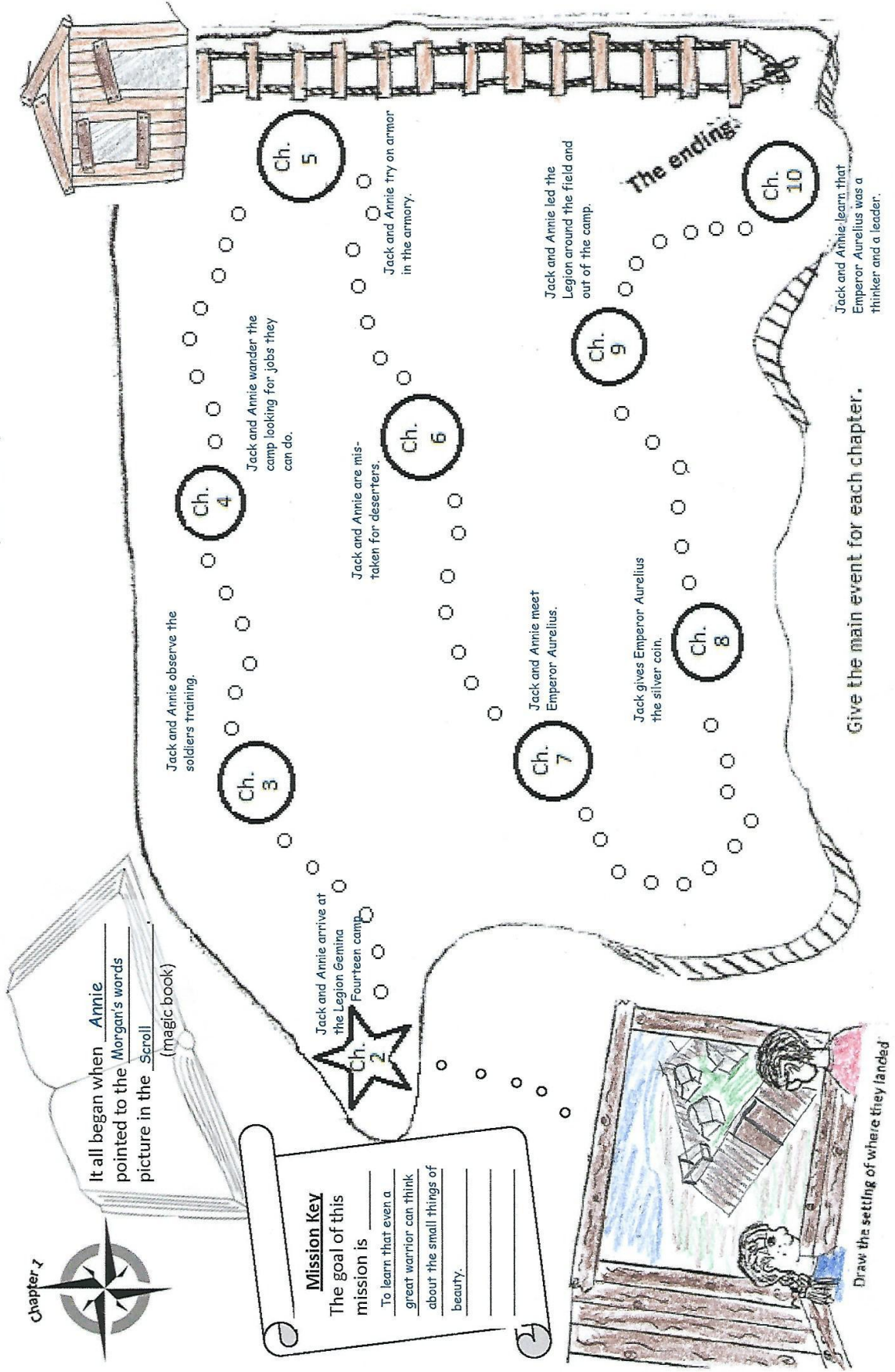
Draw the setting of where they landed

Give the main event for each chapter.

This is a Sample Answer Sheet as answers will vary.

Story Mapping with Annie for #31 Warriors in Winter

(Title of Book)



Mission Key
The goal of this mission is _____
To learn that even a great warrior can think about the small things of beauty.

Give the main event for each chapter.