



Lesson Plan Summary

Magic Tree House Fact Tracker: Knights and Castles

Fact Tracking with Jack

A research project using Knights and Castles

EACH STUDENT WILL:	COMMON CORE STANDARDS ADDRESSED:
<ul style="list-style-type: none">• Read and discuss new vocabulary words and historical facts in the <u>Knights and Castles</u> Fact Tracker.• Write a mini-research report using the Jack's Fact's worksheet.• Track and write favorite facts from the Fact Tracker.• Draw a diagram, illustration, or map with a caption.• Make an acrostic poem using "topic and detail" related vocabulary words.	<p>(The standard for one grade level is explained. The codes for applicable grade levels are listed.)</p> <p>READING:</p> <ul style="list-style-type: none">• KEY IDEAS AND DETAILS (RI1.1, RI2.1, RI3.1) Ask and answer such questions as <i>who</i>, <i>what</i>, <i>where</i>, <i>when</i>, <i>why</i>, and <i>how</i> to demonstrate understanding of key details in a text. (RI2.1)• CRAFT AND STRUCTURE (RI1.4, RI2.4, RI3.4) Determine the meaning of words and phrases in a text relevant to grade specific topic or subject area (RI2.4)• CRAFT AND STRUCTURE (RI1.5, RI2.5, RI3.5) Know and use various text features to locate key facts or information in a text efficiently (RI2.5) <p>WRITING:</p> <ul style="list-style-type: none">• PRODUCTION AND DISTRIBUTION OF WRITING W1.5, W2.5, W3.5 With guidance and support from adults and peers, focus on a topic and strengthen writing as needed by revising and editing (W2.5)

FT2-5S914

Created by: Paula Cirillo, 2009 Magic Tree House Teacher of the Year, Peach Hill Academy, Moorpark, California



Lesson Plan

Magic Tree House Fact Tracker: Knights and Castles

Fact Tracking with Jack

Being creative with the facts (a mini-research project)

This fun and creative activity is a way to introduce various text features and methods of expression in a research report.

MATERIALS NEEDED

Knights and Castles Fact Tracker

Copy of *Jack's Facts* notebook page (enclosed)

Crayons, markers or colored pencils

DIRECTIONS:

- After reading and discussing the Knights and Castles Fact Tracker, either in guided reading time or as an independent activity, the students will be ready to choose and share their favorite parts of the book.
- Tri-fold the *Jack's Facts* notebook page like a brochure with the writing showing on top.
- **First column** – The students write their three of their favorite facts next to the WOW, UNBELIEVABLE, and INTERESTING bullets on the page. Model how they should write “in their own words”.
- **Middle column** – The students draw a diagram, illustration, or map of their choice using the Fact Tracker as a reference. Include a caption.
- **Last column** – The students make an acrostic poem. Acrostic poems are a creative way to show a topic and details. The students choose a favorite topic idea from the Fact Tracker and write it in all capital letters vertically on the left. Each letter in the topic word begins another vocabulary word which is a detail that is written horizontally to the right. (See the answer key for an example)

FT2-5LP914

Created by: Paula Cirillo, 2009 Magic Tree House Teacher of the Year, Peach Hill Academy, Moorpark, California

IDEAS FOR NEXT STEPS (OPTIONAL)

- Collect a “Jack’s Facts” for each of the four Fact Trackers in the cluster and store in THE BACKPACK (from the Cluster lessons).
- Put them on an “O” ring and challenge the students to see how many they can collect.
- Use this mini- research report as a springboard to a more in-depth research report.



Jack's Facts

List your 3 favorite facts.

WOW!

-

UNBELIEVABLE!

-

INTERESTING!

-

Jack's Facts

Draw a diagram, illustration, or map

Jack's Facts

Make an acrostic poem.

#2

Jack's Facts

List your 3 favorite facts.

WOW!

- Some moats had crocodiles in them.

UNBELIEVABLE!

- Sometimes an enemy army threw human heads over the walls.

INTERESTING!

- Some knights carried swords that were so long and heavy they couldn't hold them in one hand.


SAMPLE (answers will vary)

Jack's Facts

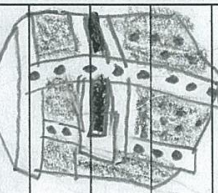
Draw a diagram, illustration, or map

The helmets changed over time.

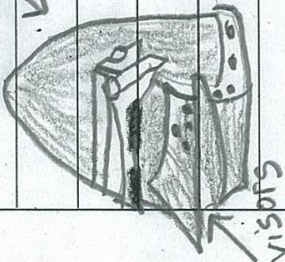
The first were steel hats with nose guards



Later



14th Century



Tournament helmets

Jack's Facts

Make an acrostic poem.

Kingdom
Noble
In armor
Galahad, Sir
Helmets
Tournaments
Swords
&
Camelot
Apprentices
Sieges
Towers
Legends
Europe
Stone