



Lesson Plan Summary The Backpack Travel Journals

A Cluster Book Study for Books 37 - 40

DURING THIS BOOK STUDY, EACH STUDENT WILL:	COMMON CORE STANDARDS ADDRESSED:
<ul style="list-style-type: none">• Read, collect and document the clues from each of the 4 books to solve the mystery or mission of that particular book cluster.• Fill in a “story map” with setting, character, main events and details of the story.• Write a summary or re-telling of the main events in the story.• Track and write favorite facts from the fiction book and non-fiction companion and draw a diagram, illustration or map.• Make an acrostic poem with the vocabulary words.• Present an oral summary of the adventure story and / or the most interesting facts to another student, teacher or adult.• Participate in a book club of 4 students, each reading 1 of the 4 books in the cluster.	<p>Reading:</p> <ul style="list-style-type: none">• Reading comprehension• Setting• Main Idea and details• Sequencing• Conclusion• Re-tell the story <p>Writing:</p> <ul style="list-style-type: none">• Summarize• Re-tell the story• Research to build and present knowledge <p>Speaking and Listening:</p> <ul style="list-style-type: none">• Presentation and integration of knowledge and ideas• Compare and contrast themes, settings and plots of stories written by the same author about the same characters

Cluster10-1S712

Created by: Paula Cirillo, 2009 Magic Tree House Teacher of the Year Peach Hill Academy Moorpark, California



Cluster Lesson Plan The Backpack Travel Journals

A Cluster Book Study for Books 37 - 40

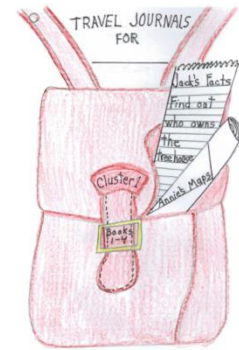
Materials:

- Copy of The Backpack Travel Journals for each student (see Appendix A)
- Colored pencils or crayons
- An “O” ring for each student (optional)

SETTING UP THE BACKPACK FOR THE CLUSTER BOOK STUDY

Procedures:

- Fold the **Backpack Travel Journals** paper (or cardstock) in half and glue the three edges leaving an opening on top.
- This is where the **Story Mapping with Annie** and the **Fact Tracking with Jack** journals will be folded and stored for each book read in the cluster.
- **Front of backpack** - Each cluster has a different mission for Jack and Annie to go on. Once the student discovers the mission he/she writes it on the front of the backpack on the “Jack’s Fact’s” notebook. (Appendix B- Answer Key)
- Color the backpack red (like Jack’s).
- Trace over all the words in a thin black marker, for contrast (optional).
- **Back of backpack** – Write in the names of the four books in the cluster. Refer to the answer key for the words to write in the top of each pocket. It is different for each cluster. (Appendix B- Answer Key)
- The student will draw the picture and/or write something in each pocket as he/she finishes each book and solves each mission. (Appendix B-Answer Key)



Since children love collectibles, the **Backpack Travel Journals** from each cluster can be collected on an “O” ring and proudly displayed in a special place in the classroom.

Cluster10 -1LP712

Created by: Paula Cirillo, 2009 Magic Tree House Teacher of the Year Peach Hill Academy Moorpark, California

HOW TO USE THE CLUSTER BOOK STUDY

Whole Class Book Study

- Read the book together as a class. (A class set of books is best)
- Guide the students through each chapter, modeling how to summarize into one sentence.
- **TEACHING TO SUMMARIZE** – Each time you come to a main event, put it on a post-it on the board. You may have several. Decide together which one the chapter was “mostly” about or combine a couple into one sentence. They need lots of practice with this. Practice it throughout the day...with directions, paragraphs, and short stories.
- Fill in the **Story Mapping with Annie** worksheets together, at first. (lesson plan on following page)
- As some of the students are getting more proficient, allow them to read by themselves and to meet back to compare their sentences.
- Some of the students may be ready to read on their own and form a book club.



Book Club

- Consists of four students, each reading one of the four books in the cluster.
- Each member will read their book independently and document information on the **Story Mapping with Annie** and **Fact Tracking with Jack** journals. (see Appendix A)
- The members will each have their sharing day when they retell the story and lead the group in filling in one of the four “pockets of information” on **The Backpack** (this is a teaching strategy known as “jigsawing”).
- Together they will celebrate in completing the “mission” of that cluster and write in the completed answer on the back of the backpack.
- On other days, the members can share their favorite facts, compare & contrast settings, or share their favorite part of the book.



Story Mapping with Annie

Finding the characters, setting, plot, and main events of a story

Materials Needed:

- Magic Tree House book
- Story Mapping with Annie worksheet (see Appendix A)
- Post-it notes for each student
- Colored pencils or crayons

Directions:

- The student will copy information onto the **Story Mapping with Annie** worksheet as they read.

CHAPTER ONE (Start at the icon of the book)

- Who pointed to the picture in the book? (Jack or Annie?)
- What is the picture Jack or Annie pointed to?
- What is the name of this magic book which starts the adventure?
- Move to the **Mission Key** scroll to fill in the goal of the mission for this book.

CHAPTER TWO

- Move to the **tree house window**. Draw the setting of where the tree house landed.
- Write the name of the time period under the tree house window.
- Move to the **Chapter 2 star**. Write the first main event upon landing in the new setting.

CHAPTERS THREE – TEN

- Student puts a post-it note on the page of the main event that happens in each of the next eight chapters. Jot down the event on the post-it. (Sometimes there is more than one event, so the students need to practice combining sentences and writing what the chapter is “mostly” about.)
- Teacher checks post-it note for accuracy. This continued practice with each story will teach the students how to choose the main events for re-telling a story.
- Student will write a few words or a sentence describing the main event of the chapter near the circled chapter number.

Collect a **Story Mapping with Annie** journal for each of the four books read in the cluster and store in **THE BACKPACK**.

Fact Tracking with Jack

Being creative with the facts


*A mini-research report

Materials Needed:

- Magic Tree House book
- Fact Tracker (formerly called The Research Guide)
- Copy of **Jack's Facts** notebook page (see Appendix A)
- Crayons, markers or colored pencils

Directions:

- Tri-fold the **Jack's Facts** notebook page like a brochure with the writing showing on top.
- **First column** – The student writes his/her three favorite facts next to the WOW, UNBELIEVABLE, and INTERESTING bullets on the page.
- **Middle column** – The student draws a diagram, illustration, map, or any other creation of his/her choice using the Fact Tracker. If there is no Fact Tracker for this Magic Tree House book, the student will use the facts in the book.
- **Last column** – The student makes an acrostic poem. Acrostic poems are a creative way to show the understanding and relationships of vocabulary words learned from the book. The finished product is a mini-research report. (See the answer key for examples)




Collect a **Jack's Facts** journal for each of the four books read in the cluster and store in **THE BACKPACK**.

APPENDIX A

(Student Copies)

- **The Backpack Travel Journals** (backpack)
- **Story Mapping with Annie** (map)
- **Fact Tracking with Jack** (Jack's Facts notebook page)



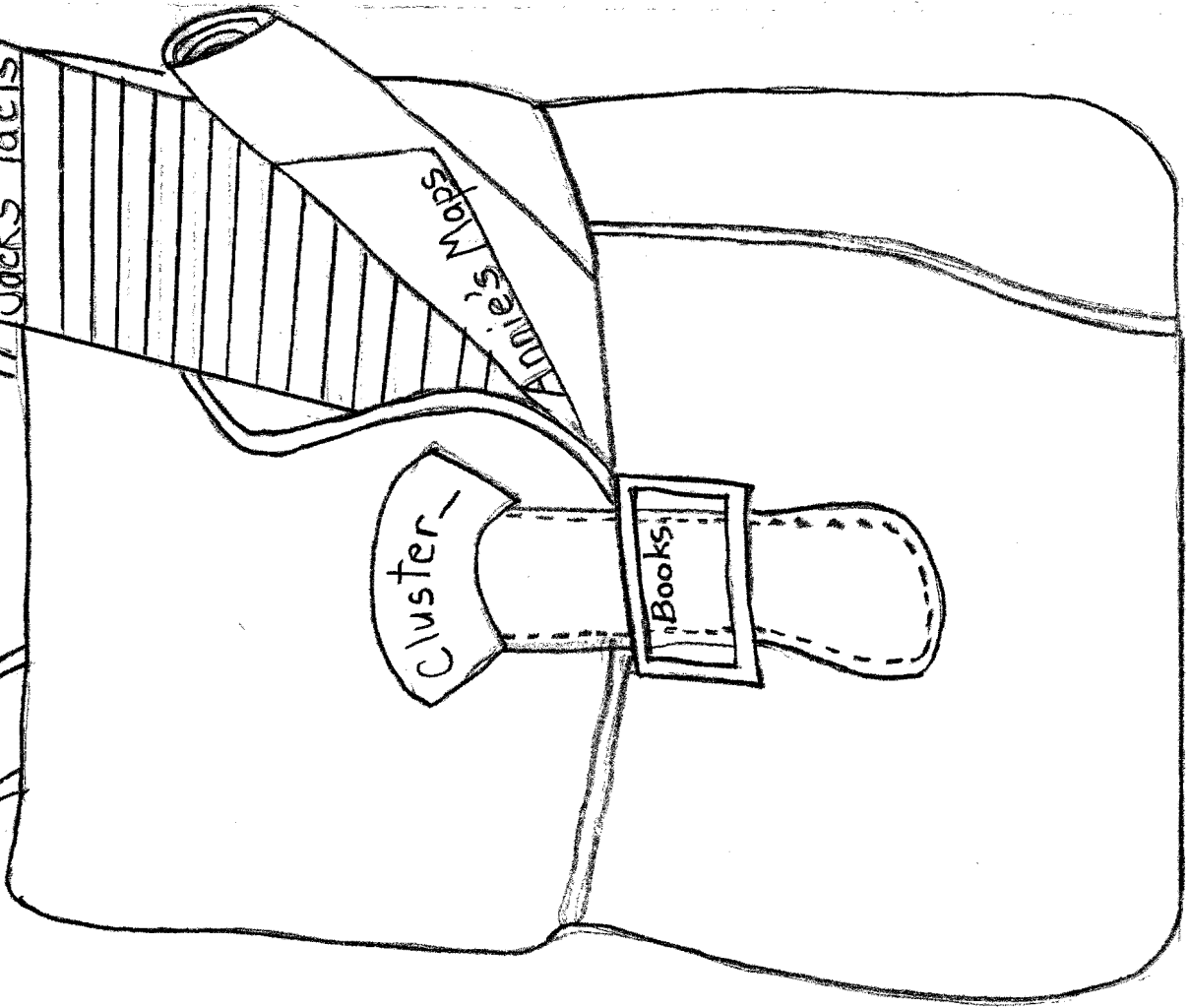
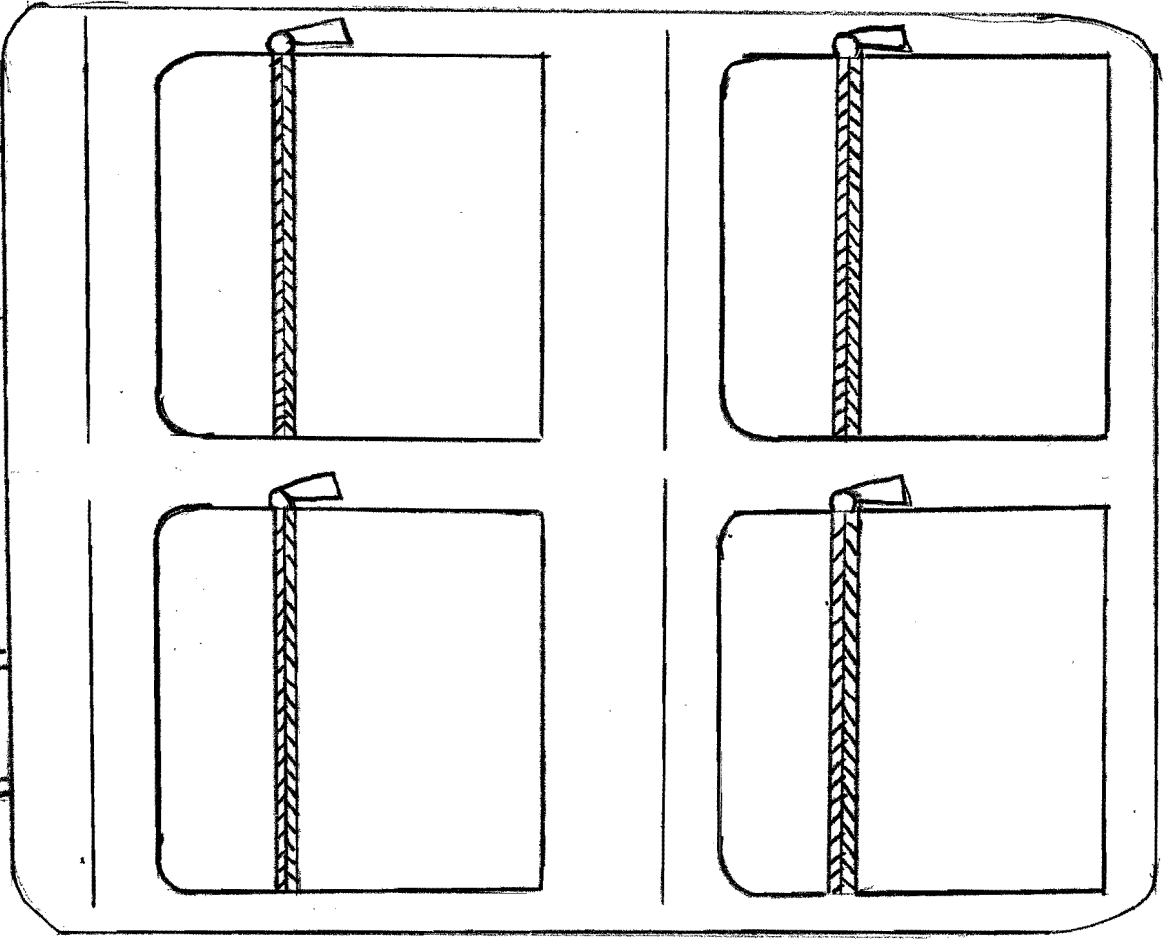
TRAVEL JOURNALS
FOR

xxxxxxxxxxxx
Jack's Facts

Amie's Maps

Cluster

Books



Story Mapping with Annie for _____

(Title of Book)


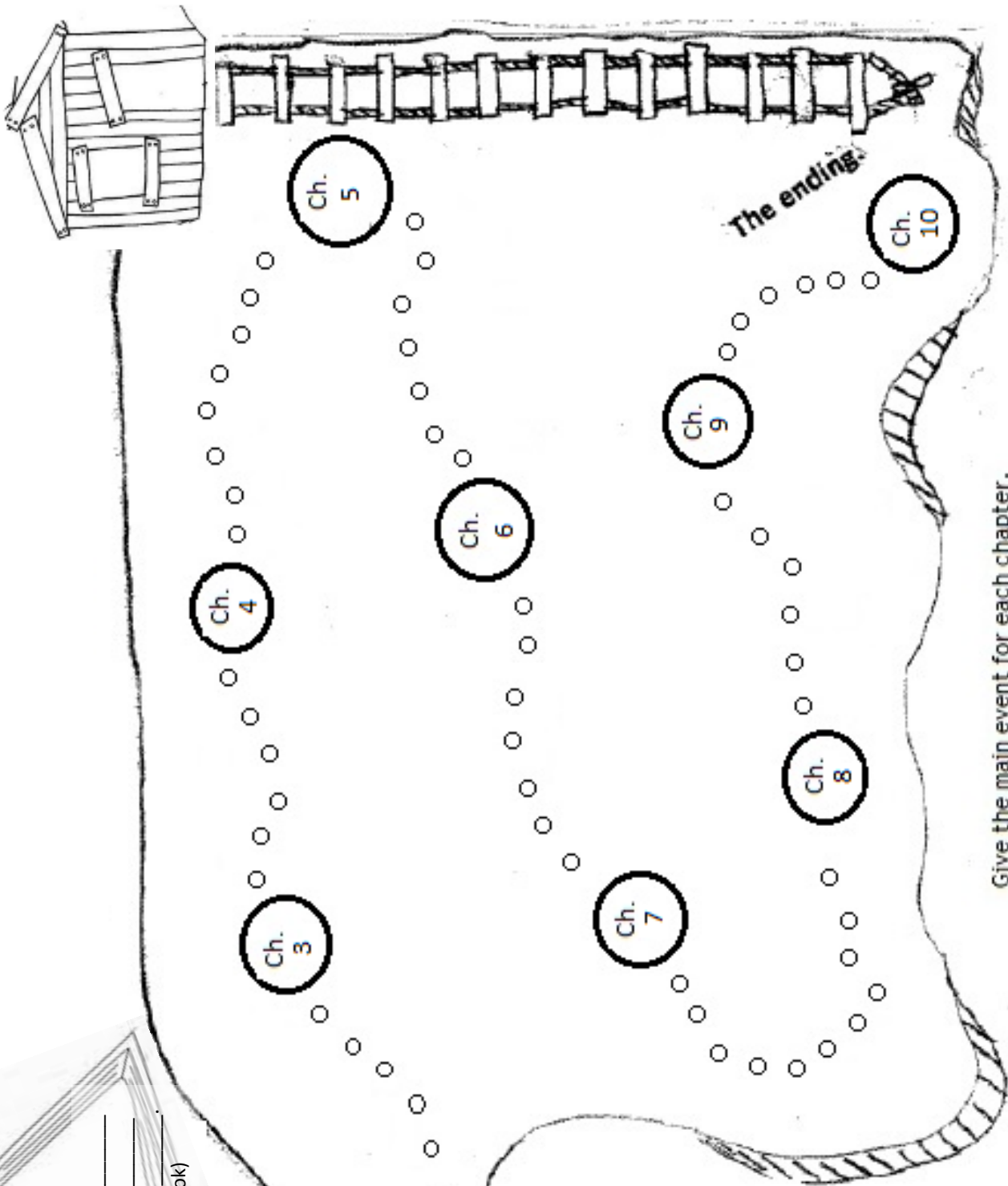
Chapter 7



It all began when _____
pointed to the _____
picture in the _____
(magic book)

Mission Key

The goal of this mission is _____



Draw the setting of where they landed

Give the main event for each chapter.

Jack's Facts

List your 3 favorite facts.

WOW!

-

UNBELIEVABLE!

-

INTERESTING!

-

Jack's Facts

Draw a diagram, illustration, or map

Jack's Facts

Make an acrostic poem.

APPENDIX B

(Answer Keys)

Suggestion: Make a copy of each answer key and put them in a binder for a Teacher's Guide.

- **The Backpack Travel Journals** – Cluster 10
- **Story Mapping with Annie** (answers will vary)
 - 37. DRAGON OF THE RED DAWN
 - 38. MONDAY WITH A MAD GENIUS
 - 39. DARK DAY IN THE DEEP SEA
 - 40. EVE OF THE EMPEROR PENGUIN
- **Fact Tracking with Jack** (*A mini-research report - answers will vary)
 - 41. DRAGON OF THE RED DAWN
 - 42. LEONARDO DA VINCI Fact Tracker
 - 43. SEA MONSTERS Fact Tracker
 - 44. PENGUINS AND ANTARTICA Fact Tracker

(Fact Trackers were formerly called Research Guides)

TRAVEL JOURNALS
FOR

Student's Name _____

Jack's Facts

Find four
secrets of
happiness

for Merlin

Annie's Maps

Cluster 10

Books
37-40

MERLIN FINDS HAPPINESS

#38 Monday with
a Mad Genius

Secret 2

CURIOSITY

#37 Dragon of
the Red Dawn

Secret 1

Find beauty in
the small things
in NATURE

#39 Dark Day in
the Deep Sea

Secret 3

Have COMPASSION
for all living
creatures

#40 Eve of the
Emperor Penguin

Secret 4

Take CARE of
Someone

Story Mapping with Annie for

#37 DRAGON OF THE RED DAWN

(Title of Book)

Chapter 7



It all began when Jack (p.11) pointed to the cover picture in the A JOURNEY TO OLD JAPAN (p.7). (magic book)

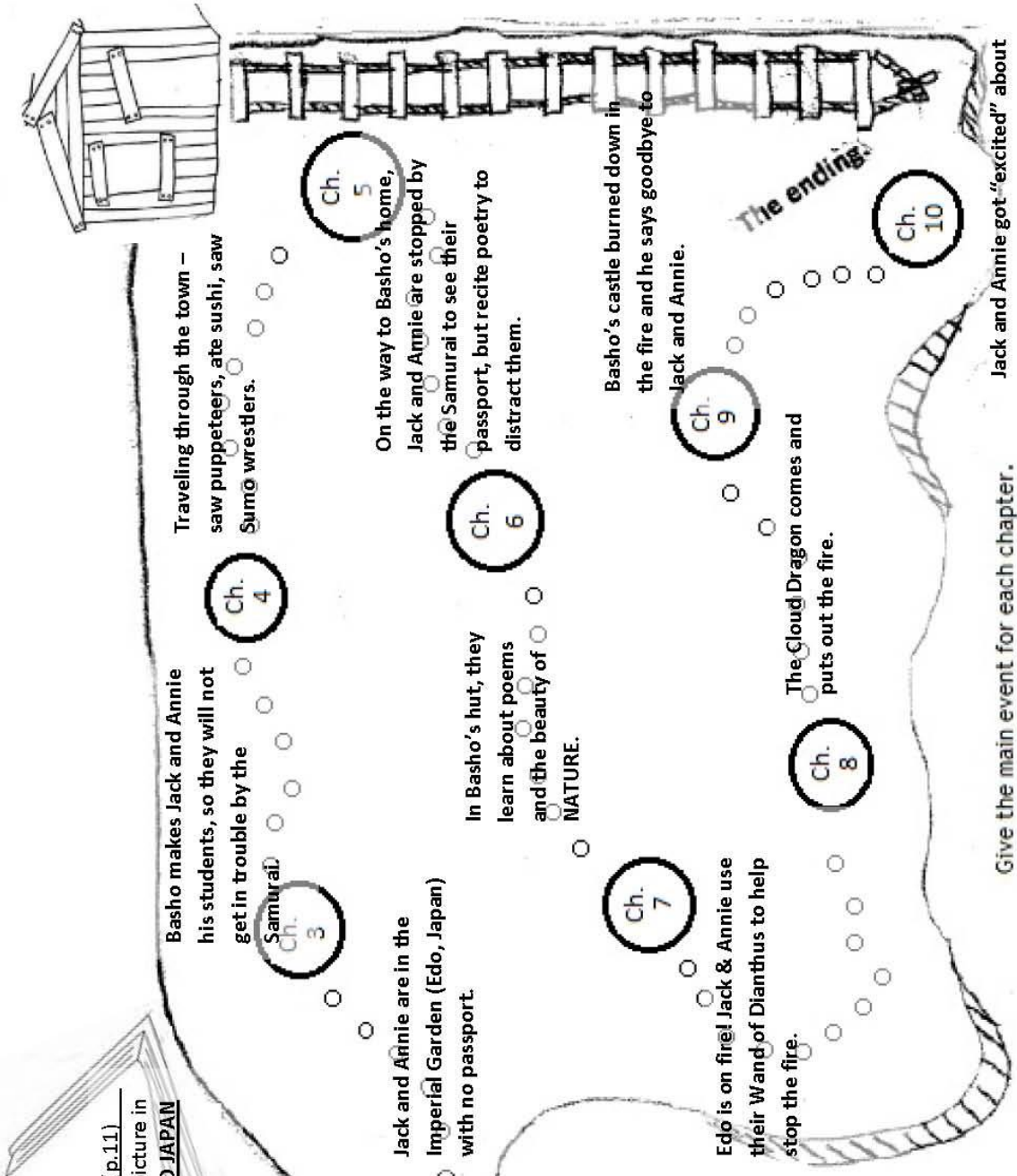
Mission Key
 The goal of this mission is _____
 Find the #1 _____
 SECRET TO _____
 HAPPINESS. _____



SUGGESTED SETTING (p.13-14) - Student draws a scene of a garden filled with cherry trees (pink flowers), a water fall, pagoda, and a bridge.

Draw the setting of where they landed

Time Period—1600's in Ancient Japan



Traveling through the town – saw puppeteers, ate sushi, saw Sumo wrestlers.

Ch. 4

Basho makes Jack and Annie his students, so they will not get in trouble by the Samurai.

Ch. 3

Jack and Annie are in the Imperial Garden (Edo, Japan) with no passport.

Ch. 2

In Basho's hut, they learn about poems and the beauty of NATURE.

Ch. 6

On the way to Basho's home, Jack and Annie are stopped by the Samurai to see their passport, but recite poetry to distract them.

Ch. 5

Edo is on fire! Jack & Annie use their Wand of Dianthus to help stop the fire.

Ch. 7

Basho's castle burned down in the fire and he says goodbye to Jack and Annie.

Ch. 9

The Cloud Dragon comes and puts out the fire.

Ch. 8

The ending

Ch. 10

Jack and Annie got "excited" about noticing the signs of spring (NATURE), a SECRET TO HAPPINESS.

Give the main event for each chapter.

Story Mapping with Annie for

#38 MONDAY WITH A MAD GENIUS

(Title of Book)

Chapter 7



It all began when Jack (p.10) pointed to the cover picture in the **LEONARDO DA VINCI** (magic book) (p. 7).

Mission Key

The goal of this mission is _____

Find the _____

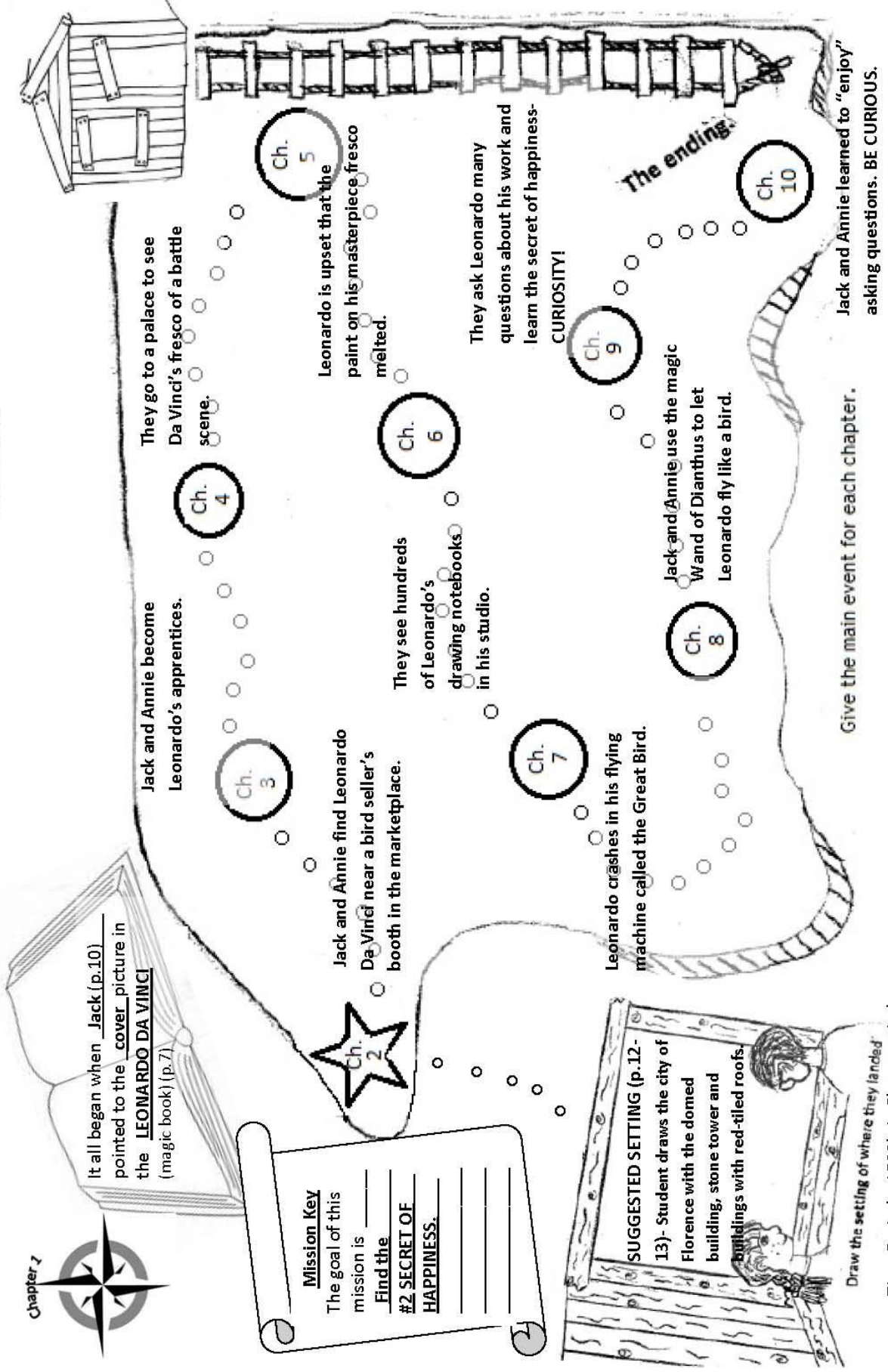
#2 SECRET OF HAPPINESS.

SUGGESTED SETTING (p.12-13)

Student draws the city of Florence with the domed building, stone tower and buildings with red-tiled roofs.

Draw the setting of where they landed

Time Period—1500's in Florence, Italy (Renaissance)



Story Mapping with Annie for

#39 DARK DAY IN THE DEEP SEA

(Title of Book)

Chapter 7



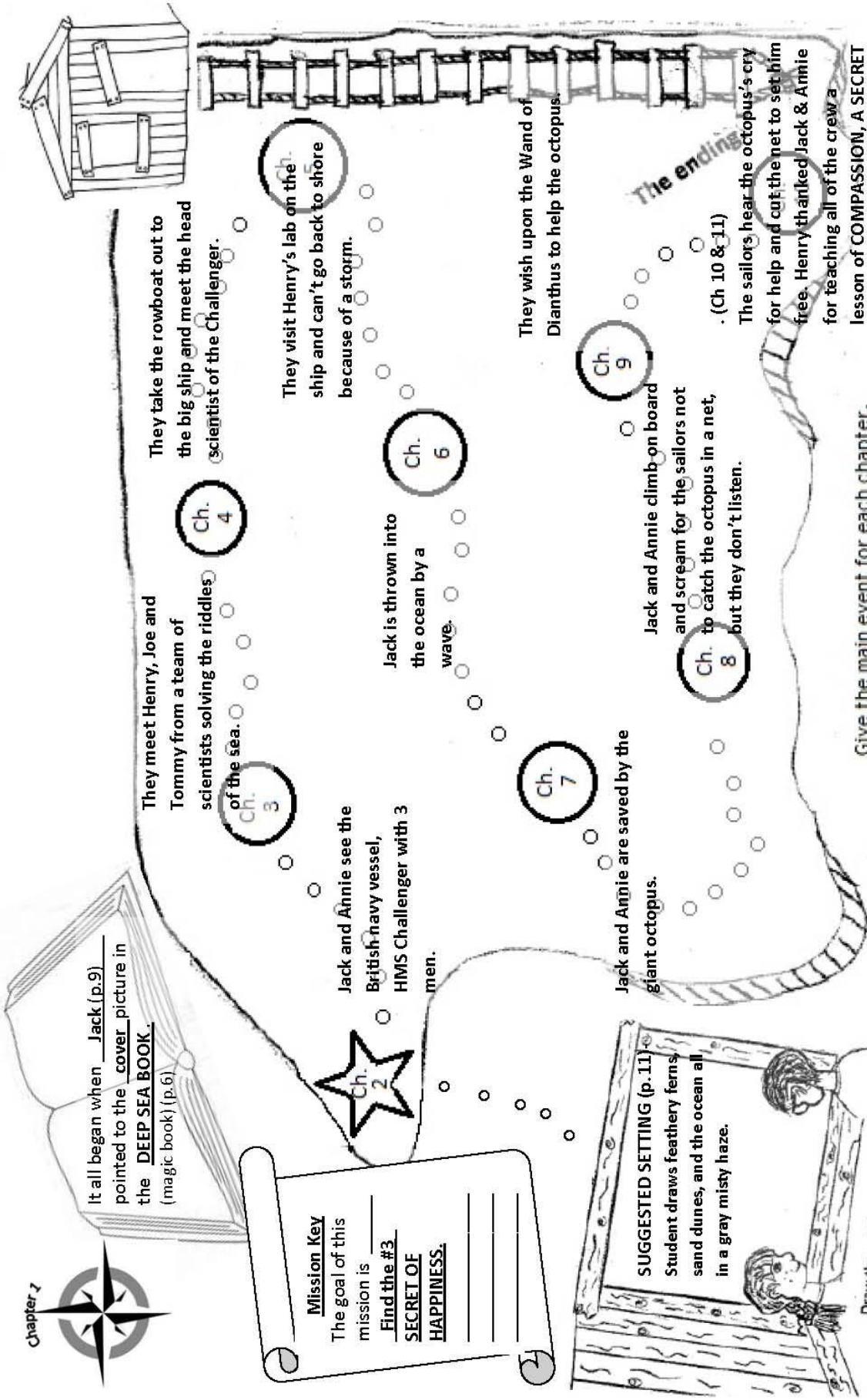
It all began when Jack (p.9) pointed to the cover picture in the DEEP SEA BOOK (magic book) (p.6)

Mission Key
The goal of this mission is _____
Find the #3 _____
SECRET OF HAPPINESS.

SUGGESTED SETTING (p. 11)
Student draws feathery ferns, sand dunes, and the ocean all in a gray misty haze.

Draw the setting of where they landed

Time Period—1870's



They take the rowboat out to the big ship and meet the head scientist of the Challenger.

Ch. 4

They meet Henry, Joe and Tommy from a team of scientists solving the riddles of the sea.

Ch. 3

Jack and Annie see the British navy vessel, HMS Challenger with 3 men.

Ch. 2

They visit Henry's lab on the ship and can't go back to shore because of a storm.

Ch. 6

Jack is thrown into the ocean by a wave.

Ch. 7

Jack and Annie are saved by the giant octopus.

Ch. 9

Jack and Annie climb on board and scream for the sailors not to catch the octopus in a net, but they don't listen.

Ch. 8

They wish upon the Wand of Dianthus to help the octopus.

(Ch 10 & 11)

The sailors hear the octopus's cry for help and cut the net to set him free. Henry thanked Jack & Annie for teaching all of the crew a lesson of COMPASSION, A SECRET OF HAPPINESS.

The ending

Give the main event for each chapter.

Story Mapping with Annie for

#40 EVE OF THE EMPEROR PENGUIN


(Title of Book)

Chapter 7



It all began when Jack (p.10) pointed to the cover picture in the WORLD OF ANTARCTICA (magic book) (P. 7)

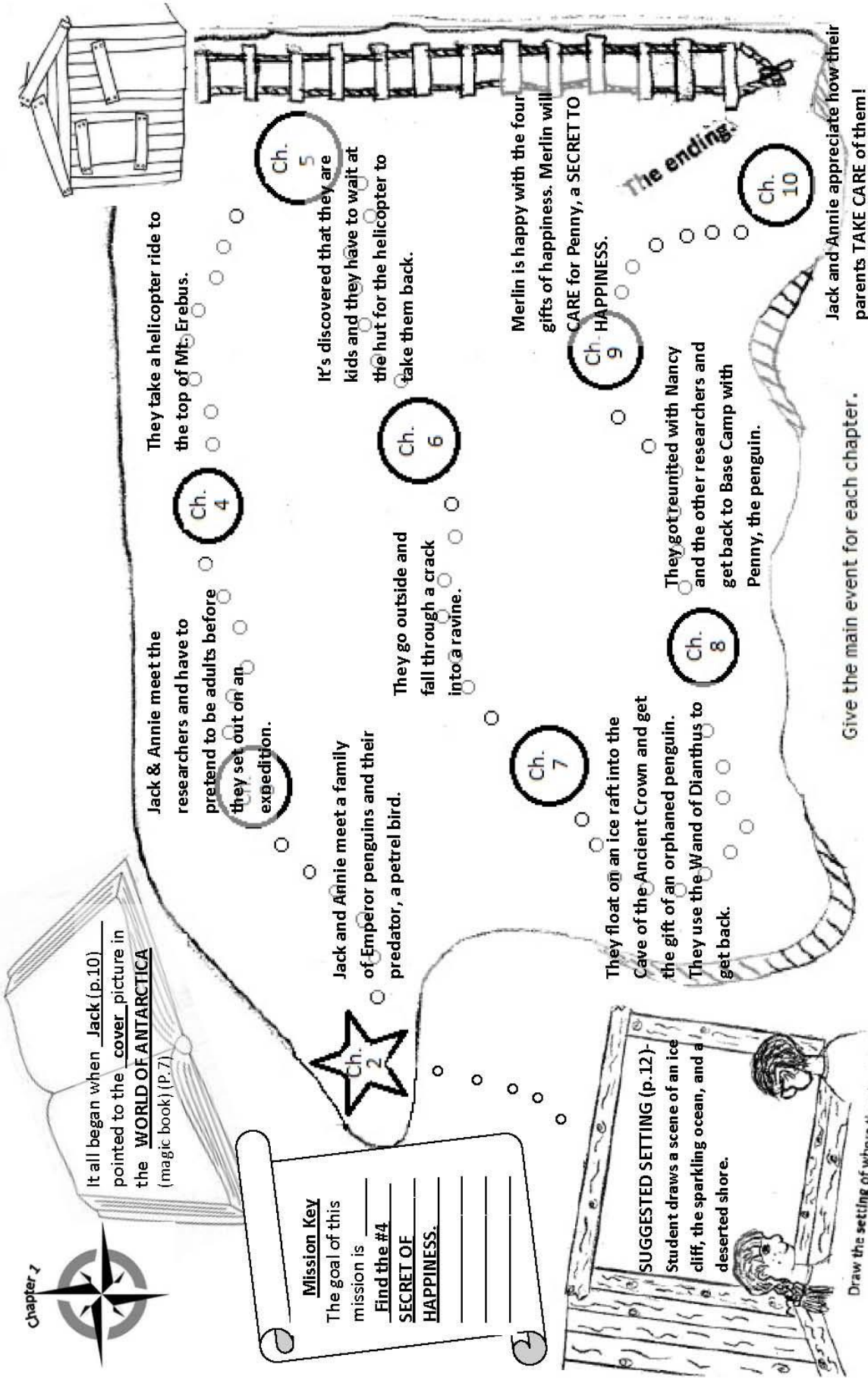
Mission Key
 The goal of this mission is _____
 Find the #4 _____
 SECRET OF _____
 HAPPINESS. _____



SUGGESTED SETTING (p.12)
 Student draws a scene of an ice cliff, the sparkling ocean, and a deserted shore.

Draw the setting of where they landed

Time Period — Contemporary times



Give the main event for each chapter.

Jack's Facts
 List your 3 favorite facts.


WOW!
 - In Edo, if you did not have a passport you were punished severely

UNBELIEVABLE!
 - The Cloud Dragon is a guardian animal that has the power to command the rain clouds

INTERESTING!
 - The poet, Basho, is famous for the form of poetry called haiku.

Jack's Facts
 Draw a diagram, illustration, or map

Cloud Dragon



~ A Haiku ~
 (5-7-5 syllable pattern)

Rain in droplets come
 Sizzle sizzle fire out
 In peace we will live

Jack's Facts
 Make an acrostic poem.

The Imperial Garden
Harmony
Edo

Power of Concentration
Of peace
Enter nature
Teacher

Banana Tree
Awaken your senses
Sushi
Haiku
Of everyday life

Jack's Facts

List your 3 favorite facts.

WOW!

-Leonardo kept 13,000 pages of his writings and drawings.

UNBELIEVABLE!

-Leonardo wrote in a strange handwriting called mirror writing.

INTERESTING!

-Leonardo was the world's greatest artist, an inventor, mathematician, botanist, geologist, musician, cook, philosopher, engineer...

SAMPLE (answers will vary)

Jack's Facts

Draw a diagram, illustration, or map

Da Vinci the Artist



Jack's Facts

Make an acrostic poem.

Great Bird
European
Notebooks
Italy
Unique
Smilng Mona Lisa

Legendary
Expert
On the walls & ceilings
New painting technique
Artist
Reinaissance
Da Vinci
Observer

#39

Jack's Facts

List your 3 favorite facts.

WOW!

- 400 years ago people imagined the ocean to be filled with monsters

UNBELIEVABLE!

- Octopuses in the Pacific Ocean have arms up to 16 feet long.

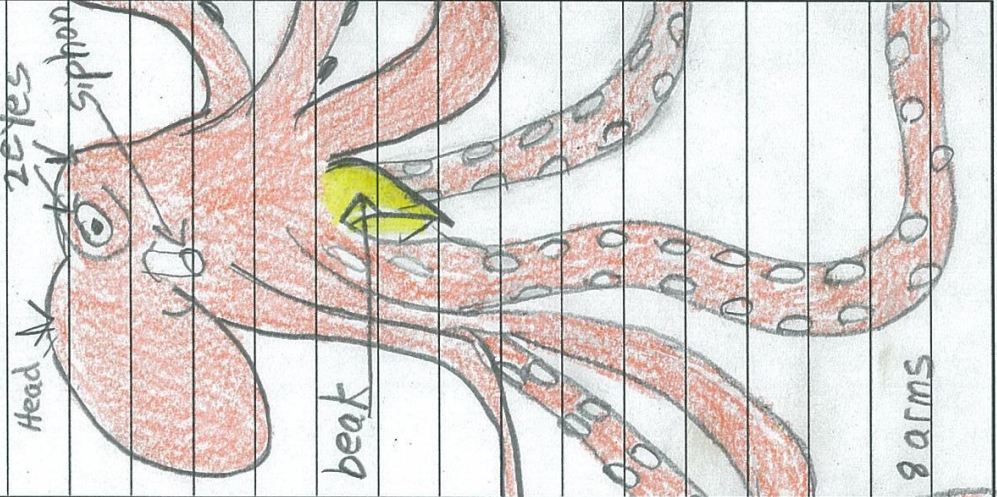
INTERESTING!

- Colossal means really enormous huge or gigantic

SAMPLE (answers will vary)

Jack's Facts

Draw a diagram, illustration, or map



Jack's Facts

Make an acrostic poem.

Squid
Eel
Anglerfish
Manta rays
Octopus
Neon
sharks
tentacles
explore
reptiles
Salt water

Jack's Facts

List your 3 favorite facts.

WOW!

- 100,000 penguins can gather in one rookery

UNBELIEVABLE!

- Only emperor penguins can survive in the cold of Antarctica.


INTERESTING!

- Instead of teeth, penguins have sharp little bristles on their tongues.

SAMPLE (answers will vary)

Jack's Facts

Draw a diagram, illustration, or map



Jack's Facts

Make an acrostic poem.

Equator
Molting
Porpoising
Eggs
Rookery
Ron ice
Researchers

Petrel
Extra blubber
Newborn chick
Grooming
Underwater
Iceberg
Nautical
South Pole