



Lesson Plan Summary

Magic Tree House #38: Monday with a Mad Genius

Story Mapping with Annie

Write a summary using Monday with a Mad Genius

EACH STUDENT WILL:	COMMON CORE STANDARDS ADDRESSED:
<ul style="list-style-type: none">• Fill in a “story map” with setting, character, main events and details of the story.• Write a summary or re-telling of the main events in the story.	<p>READING:</p> <ul style="list-style-type: none">• Reading comprehension• Setting• Main idea and details• Sequencing• Conclusion• Re-tell the story <p>WRITING:</p> <ul style="list-style-type: none">• Summarize• Re-tell the story

38-1S812

As an extension to this lesson, refer to Cluster 10 - Backpack Journals. Use all four books in this cluster to further develop into a book study or book club.

Created by: Paula Cirillo, 2009 Magic Tree House Teacher of the Year, Peach Hill Academy, Moorpark, California



Lesson Plan

Magic Tree House #38: Monday with a Mad Genius

Story Mapping with Annie

Write a summary using Monday with a Mad Genius

MATERIALS NEEDED:

- Monday with a Mad Genius
- *Story Mapping with Annie* worksheet for each student (included)
- Post-it notes for each student
- Colored pencils or crayons

DIRECTIONS:

The student will copy information onto the *Story Mapping with Annie* worksheet as they read.

CHAPTER ONE (Start at the **icon of the book**)

- Who pointed to the picture in the book? (Jack or Annie?)
- What is the picture Jack or Annie pointed to?
- What is the name of this magic book which starts the adventure?
- Move to the Mission Key **scroll** to fill in the goal of the mission for this book.

CHAPTER TWO

- Move to the **tree house window**. Draw the setting of where the tree house landed.
- Write the name of the time period under the tree house window.
- Move to the Chapter 2 **star**. Write the first main event upon landing in the new setting.

CHAPTERS THREE – TEN

- Student puts a post-it note on the page of the main event that happens in each of the next eight chapters. Jot down the event on the post-it. (Sometimes there is more than one event or the students get distracted by the details. Refer to lesson ideas in the Whole Class Book Study section for ideas on how to teach this. This is located in the Cluster Section – Backpack Travel Journals)
- Teacher checks post-it note for accuracy. This continued practice with each story will teach the students how to choose the main events for re-telling a story.
- Student will write a few words or a sentence describing the main event of the chapter near the **circled chapter number**.

Collect a *Story Mapping with Annie* journal for each of the four books read in the cluster and store in THE BACKPACK. Refer to Cluster 10 – The Backpack Journals to further extend this lesson.

38-1LP812

Created by: Paula Cirillo, 2009 Magic Tree House Teacher of the Year, Peach Hill Academy, Moorpark, California

Copyright © 2012, Mary Pope Osborne, Classroom Adventures Program, all rights reserved.

Story Mapping with Annie for _____

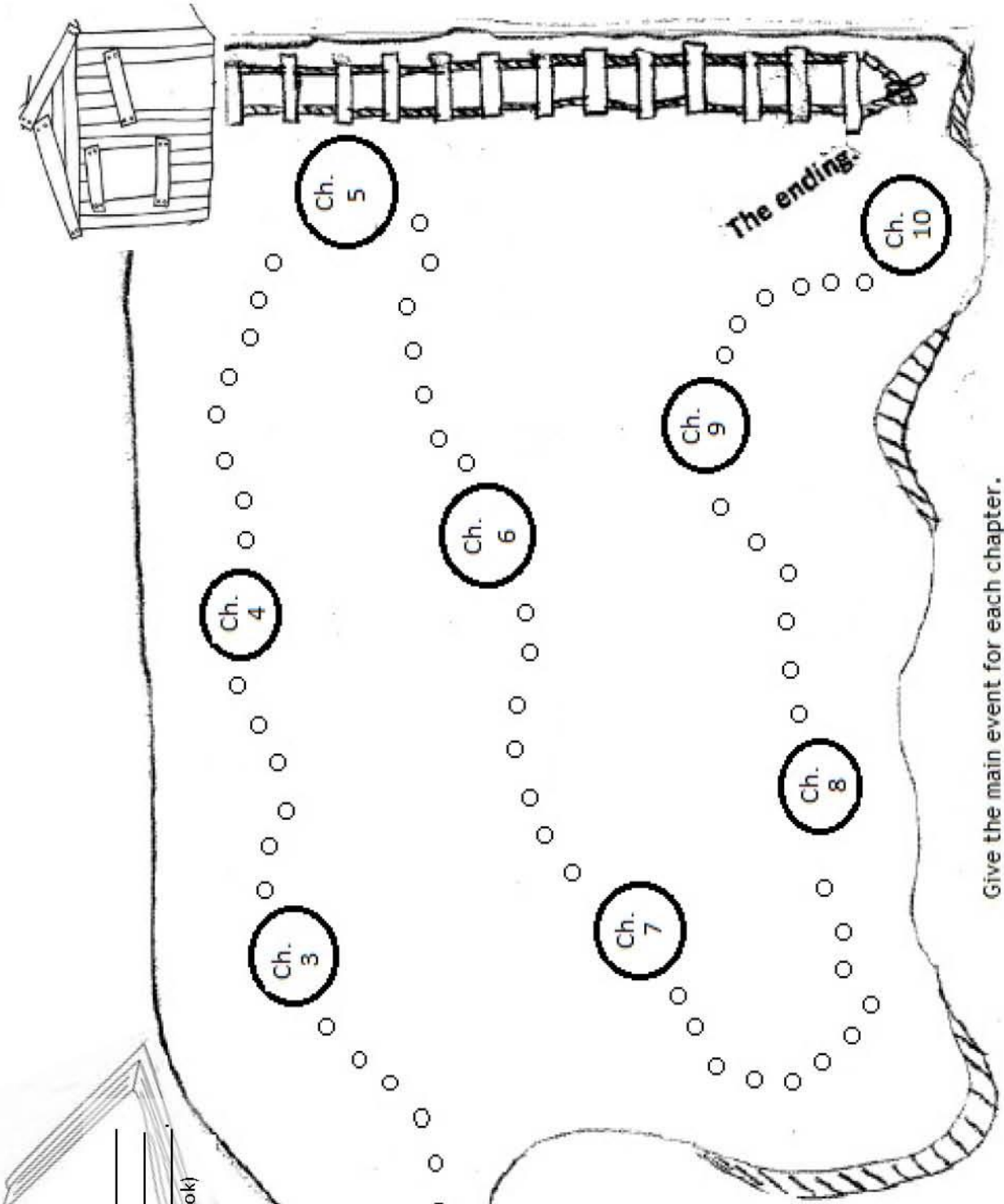

(Title of Book)

Chapter 7



It all began when _____
pointed to the _____
picture in the _____ (magic book)

Mission Key
The goal of this mission is _____

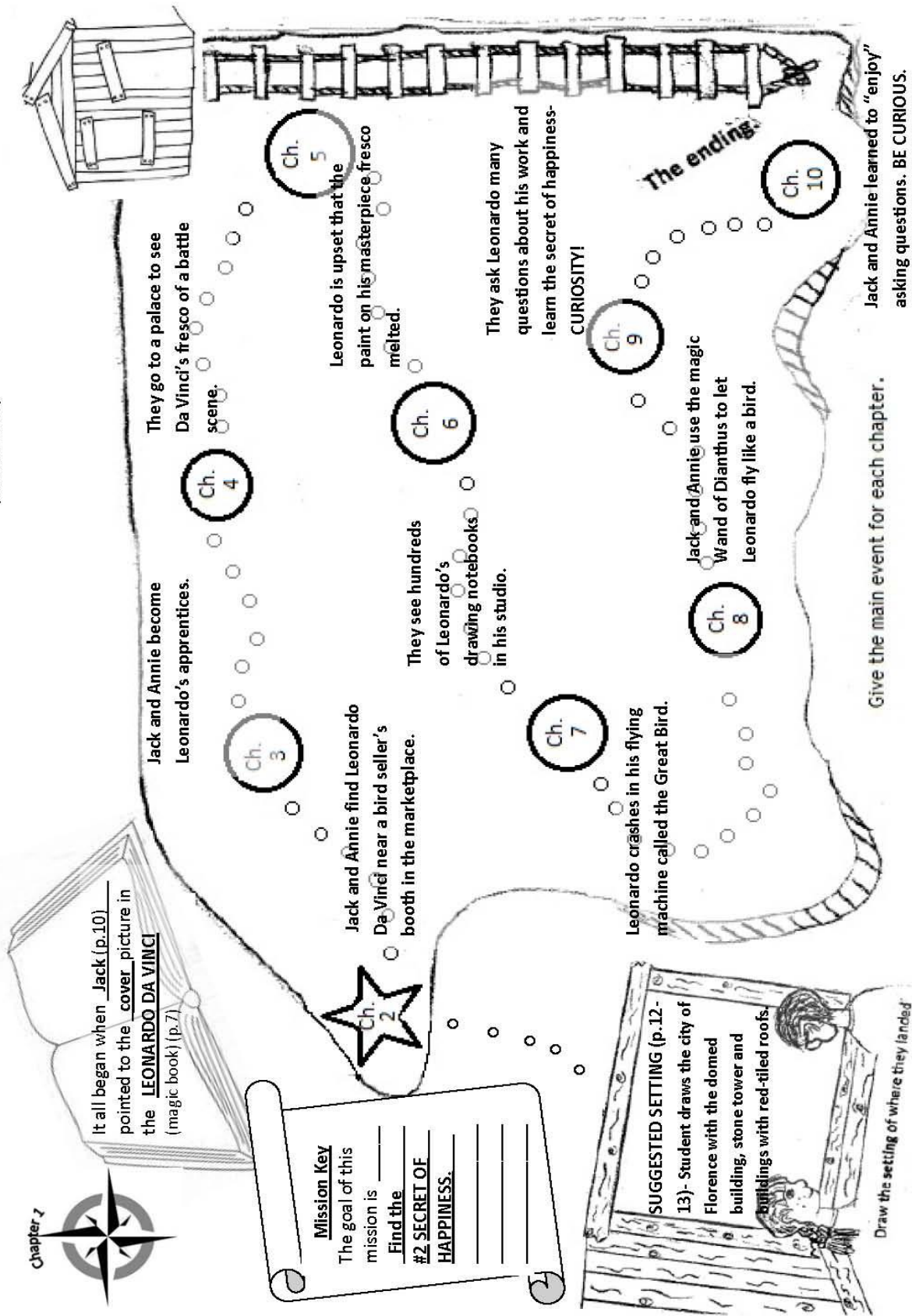


Give the main event for each chapter.

Story Mapping with Annie for

#38 MONDAY WITH A MAD GENIUS

(Title of Book)



Chapter 1



Mission Key
 The goal of this mission is _____
 Find the #2 SECRET OF HAPPINESS. _____

SUGGESTED SETTING (p.12-13)- Student draws the city of Florence with the domed building, stone tower and buildings with red-tiled roofs.

Draw the setting of where they landed

Time Period—1500's in Florence, Italy (Renaissance)