



Lesson Plan Summary

Magic Tree House #31: Summer of the Sea Serpent

Sea Serpents, Selkies and Swords, Oh My!

EACH STUDENT WILL:	COMMON CORE STANDARDS ADDRESSED:
<ul style="list-style-type: none">• Read and discuss selected vocabulary words in <u>Summer of the Sea Serpent</u>.• Preview and/or review examples of concrete shape poetry.• Create a concrete shape poem using a template- or with a created shape of their own• OPTIONAL: Construct a 3-dimensional model of a sea serpent, selkie or sword on which to compose a “Shape” poem or book reflection for display (example shown in lesson plan)	<p>(The standard for one grade level is explained. The codes for applicable grade levels are listed.)</p> <p>READING:</p> <ul style="list-style-type: none">• RANGE OF READING AND LEVEL OF TEXT COMPLEXITY: RL3.10, RL4.10, RL5.10 By the end of the year, read and comprehend literature, including stories, dramas, and poetry, at the high end of grades 2-3 and 4-5 text complexity band independently and proficiently.• CRAFT AND STRUCTURE: RL2.4, RL3.4, RL4.4 Describe how words and phrases (e.g., regular beats, alliteration, rhymes, repeated lines) supply rhythm and meaning in a story, poem, or song. <p>WRITING:</p> <ul style="list-style-type: none">• TEXT TYPES and PURPOSES: W2.3, W3.3, W4.3 Write narratives to develop real or imagined experience or events using effective technique, well-chosen details, and well-structured event sequences.• PRODUCTION AND DISTRIBUTION OF WRITING: W3.4, W4.4, W5.4 Produce clear and coherent writing in which the development, organization, and style are appropriate to the task, purpose, and audience.

31-1S1215

Created by: Carol Hartnett, Adjunct Professor, Pepperdine University and California State University Channel Islands,

Lesson Plan Magic Tree House #31: Summer of the Sea Serpent

Sea Serpents, Selkies and Swords, Oh My! Writing Concrete Shape Poems



MATERIALS NEEDED:

- Student copies of Summer of the Sea Serpent
- Writing and coloring materials
- Black felt-tipped writing pens
- Shape templates (in appendix)
- Optional “Model Magic” (white) by Crayola (air dry modeling clay) and tempera paint & brushes

PROCEDURE:

- Read and discuss Summer of the Sea Serpent.
- Talk a little bit about shape poems. Before beginning the activities you may want to read and show some shape/concrete poems. Explain that these are poems that look like the things they are about. A shape poem can describe an object or tell a short story about it.

31-1LP1215

Created by: Carol Hartnett, Adjunct Professor, Pepperdine University and California State University Channel Islands

Some website resources include:

<http://examples.yourdictionary.com/examples-of-shape-poems.html>

www.poetry4kids.com/blog/news/how-to-write-a-concrete-poem/

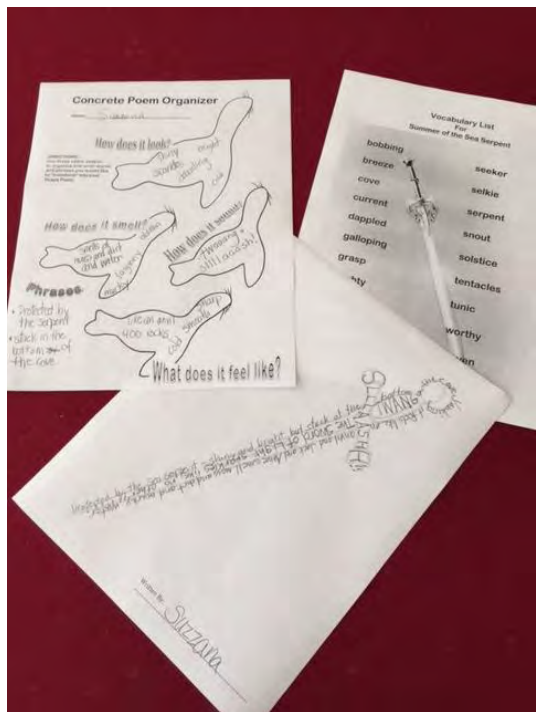
<https://youtu.be/IJ4NALBR0lg>

<https://www.youngwriters.co.uk/types-shape-poem>

- Using the organizers, develop and record vocabulary and phrases, (either whole class, in small groups, or individually) which correspond to the section of the story for one of the chosen “shape” templates. Encourage the students to develop their own shapes if desired. You can also use the students’ senses to help come up with words. What does the object look like? What does it feel like? How does it sound? How does it smell? Have them play with words that rhyme or start with the same sound.



- Direct the students to choose words or phrases from their word lists that connect to the main idea of the poem and start putting them inside the outline of the shape. While you are working together, remember:
 - The poem does not have to use full sentences or punctuation.
 - The students can use words or ideas that are not on the list.
 - If the students are having trouble choosing which words to use, refer back to the main idea of the story reflecting on Jack and Annie’s adventure and mission for Merlin.

- Students should “pencil in” their poem and when happy with the results of the “shape” of their writing, they should trace over the letters with thin lined felt pen to make the poem “pop” on the page. If desired they may add light touches of environment but not so much as to detract from their poem.



OPTIONAL “Concrete” Poem....

In a “true sense” of concrete, (but *not real concrete!*) use Model Magic to create 3D versions of shapes from the story. Using white Model Magic, the shapes can be painted, and then written on, to showcase a reflection of Jack and Annie’s adventure in Summer of the Sea Serpent!



Appendix

Vocabulary List
For
Summer of the Sea Serpent
seeker

bobbing

breeze

cove

current

dappled

galloping

grasp

mighty

murky

purpose

receded

selkie

serpent

snout

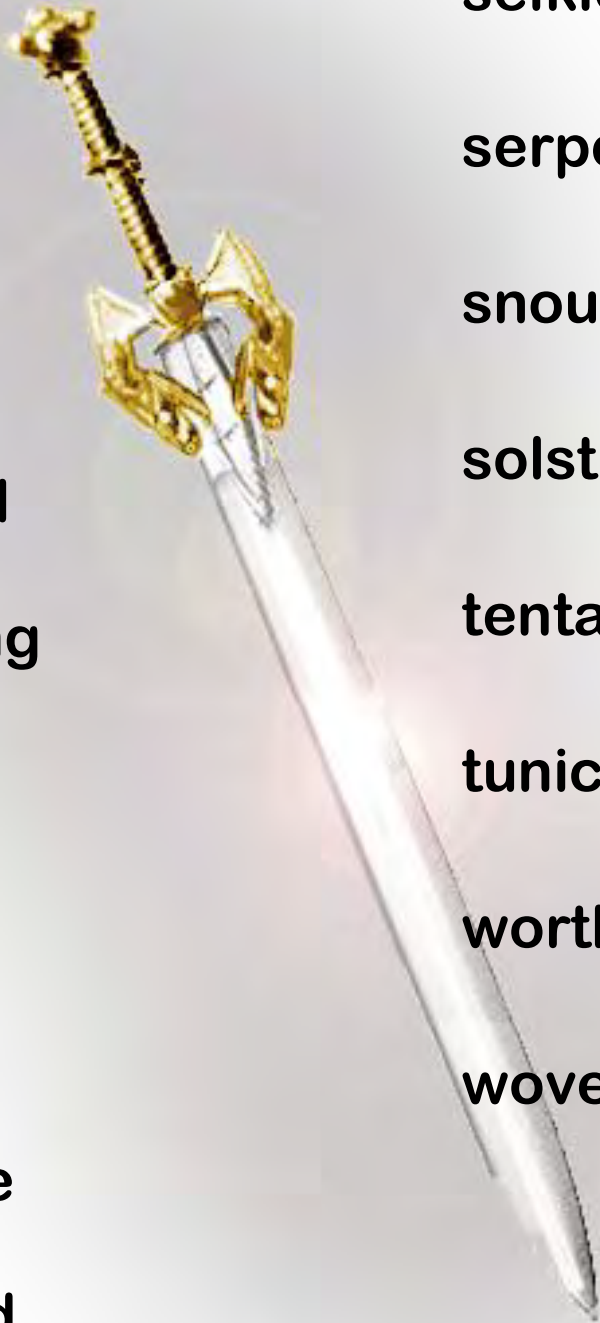
solstice

tentacles

tunic

worthy

woven



Concrete Poem Organizer

Name: _____

How does it look?

DIRECTIONS:

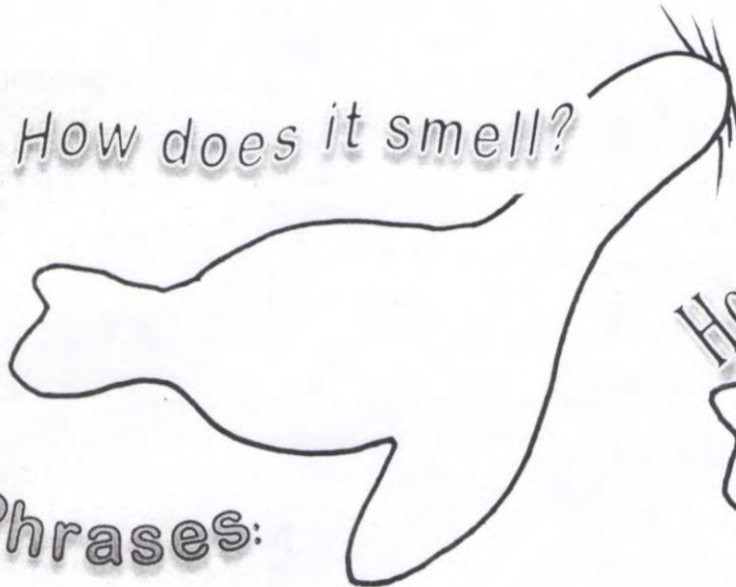

Use these selkie shapes to organize and write words and phrases you would like to "transform" into your Shape Poem.

How does it smell?

How does it sound?

Phrases:

What does it feel like?



Written By: _____



Written By:



Written By: _____

Written By: _____



Student Samples

Concrete Poem Organizer

Name: Suzana

DIRECTIONS:

Use these selkie shapes to organize and write words and phrases you would like to "transform" into your Shape Poem.

How does it look?

shiny
sparkles
dazzling
bright
cold

How does it smell?

smells of
moss and dirt
and water

lagoon
old rain
murky

How does it sound?

"twaang"
slll aaash!

Phrases:

- Protected by the serpent.
- stuck in the bottom ~~of~~ of the cove.

like an anvil
400 rocks
cold smooth
sharp

What does it feel like?

Selkies from the Stories of Old...

Mythical creatures are selkies... they dwell in bays and coves of the British Isles!
They are "sea people" who take human shapes when they slip off their skins.
Marry fishermen and break their hearts when they return to the sea...
Girl selkies

Written By: Justin

...Protected by the sea serpent
 ...you to our
 ...Kamin pu
 ...shiny and bright
 ...sparks like
 ...small moss and dirt
 ...stuck at the
 ...and lock
 ...the sword of
 ...Liong
 ...SHEI
 ...a m/i
 ...TWANG
 ...of the
 ...core.
 ...Yanking
 ...it feels like

Written By: Suzzana